

FEDERAL STATE BUDGETARY EDUCATIONAL INSTITUTION OF  
HIGHER EDUCATION "AMUR STATE MEDICAL ACADEMY"  
MINISTRY OF HEALTH OF THE RUSSIAN FEDERATION

AGREED  
Vice-Rector for Academic Affairs

 N.V. Loskutova

April 17, 2025

Decision of the CCMC  
April 17, 2025  
Protocol No. 7

APPROVED

by decision of the Academic Council of  
the FSBEI HE Amur SMA of the  
Ministry of Health of the Russian  
Federation

April 22, 2025  
Protocol No. 15

Acting Rector of the FSBEI HE Amur  
SMA of the Ministry of Health of the  
Russian Federation



I.V. Zhukovets

**EDUCATIONAL PROGRAM**  
**discipline "Practical Obstetrics"**

**Specialty: 31.05.01 General Medicine**  
**Course: 6**  
**Semester: 12**  
**Total hours: 72 hrs.**  
**Total credits: 2 credit units**  
**Form of control: credit – test, 12 semester**

**Blagoveshchensk, 2025**

2

The educational program of the discipline is designed in accordance with the requirements of the Federal State Educational Standard of Higher Education - specialist in specialty 31.05.01 General Medicine, approved by the order of the Ministry of Education and Science of Russia dated 08.12.2020 No. 988 (registered with the Ministry of Justice of Russia on 08.26.2020 No. 59493), BPEP HE (2021).

**Author:**

Head of the Department of Obstetrics and Gynecology, Holder of an Advanced Doctorate in Medical Science, Associate Professor D.S. Lysyak

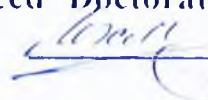
**Reviewers:**

Head of the Department of Hospital Therapy with a Course in Pharmacology, of the FSBEI HE Amur SMA, Holder of an Advanced Doctorate in Medical Science, Professor V.V. Voitsekhovskiy

Deputy Chief Physician for Obstetric and Gynecological Care of the State Autonomous Healthcare Institution of the Amur Regional Clinical Hospital, Ph.D. of Medical Sciences E.V. Nikolaeva

APPROVED at the meeting of the Department of Obstetrics and Gynecology, Protocol No. 7 dated April 7, 2025

Head of the Department, Holder of an Advanced Doctorate in Medical Science, Associate Professor

 D.S. Lysyak

Conclusion of the Expert Commission on the review of the Educational Programs:

Protocol No. 2 dated April 15, 2025

Expert of the expert commission,  
Holder of an Advanced Doctorate in Medical Science,  
Professor

 A.A. Blotskiy

APPROVED at the meeting of the CMC No. 4:  
Protocol No. 2 dated April 15, 2025

Chairman of the CMC No. 4,  
Holder of an Advanced Doctorate in Medical Science,  
Professor

 I.V. Borozda

AGREED: Dean of the Faculty of Medicine,  
Ph.D. of Medical Sciences  
April 17, 2025

 N.G. Brush

## CONTENT:

<b>1. Explanatory note</b>	4
1.1. Characteristics of the discipline	4
1.2. The purpose and objectives of the discipline	4
1.3. The place of the discipline in the structure of the OPOEP of HE	4
1.4. Requirements for students	4
1.5. Interdisciplinary links with subsequent disciplines	6
1.6. Requirements for the results of mastering the discipline	7
1.7. Stages of competence formation and descriptions of assessment scales	15
1.8. Forms of organization of training and types of control	15
<b>2. Structure and content of the discipline</b>	16
2.1. Scope of the discipline and types of educational activities	16
2.2. Thematic plan of lectures and their summary	17
2.3. Thematic plan of practical classes and their content	18
2.4. Interactive forms of learning	23
2.5. Criteria for assessing students' knowledge	23
2.6. Independent work of students: in-class, out-of-class	28
2.7. Research (project) work	29
<b>3. Educational, methodological, logistical and informational support of the discipline</b>	30
3.1. Main literature	30
3.2. Further reading	30
3.3. Educational and methodological support for the discipline, prepared by the department staff	30
3.4. Equipment used for the educational process	32
3.5. Professional databases, information and reference systems, electronic educational resources	32
3.6. Licensed and freely distributed software used in the educational process	36
3.7. Resources of the information and telecommunications network "Internet"	37
<b>4. Evaluation Fund</b>	38
4.1. Current test control ( input, initial, milestone, output), final.	38
4.2. Situational tasks	39
4.3. List of practical skills that a student should have after mastering the discipline	39
4.4. List of questions for the test	40

## 1. EXPLANATORY NOTE

### 1.1. Characteristics of the discipline

The decline in the birth rate and the deterioration of women's reproductive health lead to an unfavorable demographic situation in the Russian Federation. Prevention of many diseases begins with the antenatal period. Observation of a pregnant woman, a woman in labor and a woman in labor can only be carried out by a doctor who is well acquainted with the features of gestation, methods of delivery, the specifics of the postpartum period, modern medicinal and non-medicinal methods of influence and methods of providing emergency care. The work program determines the necessary amount of knowledge in practical obstetrics for the training of a physician (a district physician).

### 1.2. The purpose and objectives of the discipline

**The purpose of the discipline:** To train a highly qualified physician with certain knowledge in the field of obstetrics and gynecology, taking into account further education and professional activity in the specialty of "General Medicine".

#### **Objectives of teaching the discipline:**

1. To teach students the characteristics of the course of physiological pregnancy and childbirth, possible complications that arise during pregnancy, childbirth and the postpartum period.
2. To train students to provide emergency medical care during pregnancy, childbirth and the postpartum period, to be able to diagnose, treat and select tactics for managing pregnancy and childbirth.

### 1.3. The place of the discipline in the structure of the main professional educational program of higher education

In accordance with the Federal State Educational Standard of Higher Education - specialty 31.05.01 General Medicine (2020), the discipline "Practical Obstetrics" belongs to the optional part, Block 1.

The total workload is 2 credits (72 hours), taught in the 12th semester in the 6th year. The form of control is a test in the 12th semester.

### 1.4. Requirements for students

When starting to study the discipline "Practical Obstetrics" students must have basic level of knowledge in the following disciplines:

<b>To study the discipline, knowledge, skills and abilities formed by previous disciplines are necessary:</b>
<b>Biochemistry</b>
<b>Knowledge:</b> structure and chemical properties of the main classes of biologically important organic compounds
<b>Skills:</b> classify chemical compounds based on their structural formulas;
<b>Skills:</b> analyze the contribution of biochemical processes to the functioning of organs, interpret

the results of the most common laboratory diagnostic methods to identify disorders in diseases of the female reproductive organs
<b>Biology</b>
<b>Knowledge:</b> laws of genetics and its importance for medicine; patterns of heredity and variability in individual development as the basis for understanding the pathogenesis and etiology of hereditary and multifactorial diseases
<b>Skills:</b> analyze the patterns of heredity and variability in the development of diseases of the female reproductive organs
<b>Skills:</b> detection of chromosomal and gene pathology
<b>Histology, embryology, cytology</b>
<b>Knowledge:</b> embryogenesis, histological structure of tissues and systems.
<b>Skills :</b> determine age-related patterns of development of organs and systems; analyze the results of histophysiological research.
<b>Skills :</b> work with a light and electron microscope, taking into account safety regulations.
<b>Anatomy</b>
<b>Knowledge :</b> Normal anatomy of female reproductive organs
<b>Skills :</b> palpate the main bone landmarks on a person, outline the topographic contours of the internal genital organs; explain the nature of deviations during development that can lead to the formation of variants of anomalies and defects
<b>Skills :</b> medical and anatomical conceptual apparatus
<b>Pharmacology</b>
<b>Knowledge :</b> classification and main characteristics of drugs, pharmacodynamics and pharmacokinetics , indications and contraindications for the use of drugs, side effects;
<b>Skills :</b> analyze the action of drugs based on the totality of their pharmacological properties and the possibility of their use for therapeutic treatment;
<b>Skills:</b> skills in the use of medicines in the treatment, rehabilitation and prevention of various diseases and pathological conditions;
<b>Propaedeutics of internal diseases</b>
<b>Knowledge :</b> diagnostic methods, diagnostic capabilities of methods of direct examination of patients with therapeutic, surgical and infectious profiles, modern methods of clinical, laboratory, instrumental examination of patients (including endoscopic, radiological methods, ultrasound diagnostics)
<b>Skills :</b> determine the patient's status: collect anamnesis, interview the patient and/or his relatives, conduct a physical examination of the patient (inspection, palpation, auscultation, measurement of blood pressure, determination of the properties of the arterial pulse, etc.);
<b>Skills:</b> conduct an anamnestic and physical examination, identify the main syndromes and symptoms of diseases of internal organs.
<b>Public health and healthcare, health economics</b>
<b>Knowledge :</b> fundamentals of the legislation of the Russian Federation on public health protection, basic regulatory and technical principles of management and medical care, social insurance and social security, the basics of organizing insurance medicine in the Russian Federation; methodology for calculating medical statistics indicators; use of statistical indicators in assessing the health status of the population and the activities of medical organizations;

<b>Skills</b> : plan, analyze and evaluate the quality of medical care, the health status of the population and the impact of environmental and industrial factors on it; participate in the organization and provision of medical and preventive and sanitary and anti-epidemic care to the population, taking into account its socio-professional (including professional sports), age and gender structure
<b>Skills:</b> statistical analysis of indicators in assessing the health status of the female population, maternal and perinatal mortality
<b>Obstetrics and Gynecology</b>
<b>Knowledge</b> : organization of obstetric and gynecological care for the population, diagnostics of gynecological diseases, diagnostics of pregnancy, methods of pregnancy management and childbirth
<b>Skills</b> : conduct physiological pregnancy; provide assistance during childbirth
<b>Skills:</b> Providing medical care to women during pregnancy, childbirth and the postpartum period

### 1.5. Interdisciplinary links with subsequent disciplines

№ p / p	Name of subsequent disciplines	Section numbers of these disciplines required for studying subsequent disciplines
		Practical obstetrics
1.	Clinical pharmacology	+
2.	Forensic medicine	+
3.	Phthysiology	-
4.	Outpatient therapy	+
5.	Anesthesiology, resuscitation, intensive care	+
6.	Hospital therapy	+
7.	Current issues in cardiology	-
8.	Laboratory diagnostics	+
9.	Traumatology, orthopedics	-
10.	Oncology, radiation therapy	-

### 1.6. Requirements for the results of mastering the discipline

The study of the discipline "Practical Obstetrics" is aimed at the formation of the following competencies: general professional (GPC-4, 7) and professional (PC-1, 2, 3, 5).

No. p / p	Code and name of competence	Code and name of the indicator of achievement of competence	As a result of studying the academic discipline "Practical Obstetrics" student must:		
			Know	Be able to	To own
<b>Universal competencies</b>					
1.	<p><b>UC-1 .</b> Capable of carrying out a critical analysis of problematic situations based on a systems approach and developing an action strategy</p>	<p><b>AI UC-1.1 .</b> Analyzes a problem situation as a system, identifying its components and the connections between them.</p> <p><b>AI UC-1.2 .</b> Identifies gaps in information needed to solve problem situations and designs processes to eliminate them.</p> <p><b>AI UC-1.3 .</b> Applies systems analysis to resolve problematic situations in the professional sphere.</p> <p><b>AI UC-1.4.</b> Uses logical and methodological tools for critical evaluation of modern concepts of a philosophical and social nature in his subject area.</p> <p><b>AI UC-1.5.</b> Critically evaluates the reliability of information sources, works with</p>	<p>Etiology, pathogenesis and pathomorphology , clinical picture, differential diagnosis, features of the course, complications and outcomes of diseases of the female reproductive organs. Methodology for collecting complaints and anamnesis from patients (their legal representatives)</p> <p>Methods of physical examination of patients (inspection, palpation, percussion, auscultation)</p> <p>Clinical signs of diseases and pathologies of the female reproductive system.</p> <p>Modern methods of drug and non-drug treatment.</p>	<p>Conduct a full examination of the patient, justify the need and scope of laboratory and instrumental examination of the patient.</p> <p>Analyze and interpret the results of laboratory and instrumental examinations.</p> <p>Conduct differential diagnostics of diseases.</p> <p>Create a treatment plan for the patient's disease and condition, taking into account the diagnosis, age of the patient, and clinical picture of the disease.</p> <p>Prescribe medications and non-drug treatment taking into account the diagnosis, age and clinical picture of the disease in accordance with current procedures for the provision of medical care and clinical recommendations.</p> <p>Evaluate the effectiveness of treatment.</p>	<p>Assessment of the patient's condition requiring medical care in urgent or emergency forms</p> <p>Providing emergency medical care to patients in conditions that pose a threat to the patient's life</p> <p>Use of medicinal products and medical devices in the provision of medical care in emergency or urgent forms</p> <p>Development of a treatment plan, prescription of medications, medical devices, non-drug treatment taking into account the diagnosis, age and clinical picture of the disease.</p> <p>Evaluation of effectiveness and safety</p> <p>Organization of personalized treatment of patients, including pregnant women, elderly and senile patients, assessment of the</p>

		conflicting information from different sources.			effectiveness and safety of treatment.
<b>General professional competencies</b>					
2.	<p><b>GPC-4 .</b> Capable of using medical devices provided for by the procedure for providing medical care, as well as conducting patient examinations to establish a diagnosis</p>	<p><b>AI GPC-4.1.</b> Uses modern medical technologies, specialized equipment and medical products, disinfectants, drugs, including immunobiological and other substances and their combinations when solving professional problems from the standpoint of evidence-based medicine.</p> <p><b>AI GPC-4.2.</b> Knows the indications and contraindications for the use of instrumental, functional and laboratory examination methods, possible complications during examination, emergency care and their prevention.</p> <p><b>AI GPC-4.3.</b> Interprets the results of the most common methods of instrumental, laboratory and functional diagnostics, thermometry to identify pathological processes.</p> <p><b>AI GPC-4.4.</b> Proficient in methods of general clinical examination of patients of various ages.</p> <p><b>AI GPC-4.5.</b></p>	<p>List of laboratory and instrumental research methods for assessing the patient's condition, the main medical indications for conducting research and interpreting the results Etiology, pathogenesis and pathomorphology , clinical picture, differential diagnostics, features of the course, complications and outcomes of diseases of internal organs Methodology for collecting complaints and anamnesis from patients (their legal representatives) Methods of physical examination of patients (inspection, palpation, percussion, auscultation) Clinical signs of sudden cessation of blood circulation and/or breathing</p>	<p>To identify clinical signs of conditions requiring emergency medical care Perform emergency medical care activities Identify conditions that require emergency medical care.</p>	<p>Assessment of the patient's condition requiring medical care in urgent or emergency forms Recognition of conditions arising from sudden acute illnesses, exacerbation of chronic diseases without obvious signs of a threat to the patient's life and requiring emergency medical care Providing emergency medical care to patients with sudden acute illnesses, conditions, exacerbation of chronic diseases without obvious signs of a threat to the patient's life Recognizing life-threatening conditions in patients, Providing emergency medical care to patients with life-threatening conditions Use of medicinal products and medical devices in the provision of medical care in emergency or urgent forms</p>

		Formulates a preliminary diagnosis and clinical diagnosis according to ICD.			
3.	<b>GPC-7.</b> Able to prescribe treatment and monitor its effectiveness and safety	<p><b>AI GPC-7.1.</b> Selects a drug based on the totality of its pharmacokinetic and pharmacodynamic characteristics for the treatment of patients with various nosological forms in outpatient and inpatient settings.</p> <p><b>AI GPC-7.2.</b> Selects the optimal minimum of the most effective means, using convenient methods of their application.</p> <p><b>AI GPC-7.3.</b> Explains the main and side effects of drugs, the effects of their combined use and interaction with food, taking into account the morphofunctional characteristics, physiological states and pathological processes in the human body</p> <p><b>AI GPC-7.4.</b> Prescribes medications for the treatment of diseases and correction of pathological conditions, based on the characteristics of the pharmacokinetics and pharmacodynamics of drugs.</p> <p><b>AI GPC-7.5.</b></p>	<p>Modern methods of using medicinal products, medical devices and therapeutic nutrition for diseases and conditions in patients in accordance with current procedures for the provision of medical care, clinical recommendations (treatment protocols) on issues of providing medical care, taking into account the standards of medical care</p> <p>The mechanism of action of drugs, medical devices and therapeutic nutrition, medical indications and contraindications for their use</p> <p>Modern methods of non-drug treatment of diseases and conditions in a patient in accordance with current procedures for the provision of medical care, clinical recommendations (treatment protocols) on issues of providing medical care, taking into account the standards of medical care</p> <p>Mechanism of action of non-drug treatment; medical indications and</p>	<p>To draw up a treatment plan for the disease and the patient's condition taking into account the diagnosis, the patient's age, the clinical picture of the disease in accordance with the current procedures for the provision of medical care, clinical recommendations (treatment protocols) on issues of providing medical care taking into account the standards of medical care</p> <p>Prescribe medications, medical devices and therapeutic nutrition taking into account the diagnosis, age and clinical picture of the disease in accordance with the current procedures for the provision of medical care, clinical recommendations (treatment protocols) on issues of providing medical care taking into account the standards of medical care</p> <p>Prescribe non-drug treatment taking into account the diagnosis, age and clinical picture of the disease in accordance with the current procedures for the provision</p>	<p>Development of a treatment plan for a disease or condition taking into account the diagnosis, age and clinical picture in accordance with current procedures for the provision of medical care, clinical guidelines (treatment protocols) on issues of providing medical care taking into account standards of medical care</p> <p>Prescribing drugs, medical devices and therapeutic nutrition taking into account the diagnosis, age and clinical picture of the disease</p> <p>Prescribing non-drug treatment taking into account the diagnosis, age and clinical picture of the disease</p> <p>Evaluating the effectiveness and safety of using drugs, medical devices, therapeutic nutrition and other methods of treatment</p> <p>Providing palliative care in collaboration with specialist doctors and other health care workers</p> <p>Organization of personalized treatment of the patient, including pregnant women, elderly and senile patients,</p>

		<p>Takes into account morphofunctional features, physiological states and pathological processes in the human body when choosing over-the-counter drugs and other pharmacy products.</p> <p><b>AI GPC-7.6.</b></p> <p>Analyzes the results of possible drug interactions when using various drugs in combination.</p> <p><b>AI GPC-7.7.</b></p> <p>Assesses the effectiveness and safety of drug therapy using a combination of clinical, laboratory, instrumental and other diagnostic methods.</p>	<p>contraindications for its use; side effects, complications caused by its use</p> <p>Procedure for providing palliative medical care</p>	<p>of medical care, clinical guidelines (treatment protocols) on issues of providing medical care taking into account the standards of medical care</p> <p>Assess the effectiveness and safety of the use of drugs, medical devices and therapeutic nutrition</p>	<p>assessment of the effectiveness and safety of treatment</p>
<b>Professional competencies</b>					
4.	<p><b>PC-1.</b></p> <p>Able to provide medical care in urgent and emergency situations</p>	<p><b>PC AI - 1.1 .</b></p> <p>Identifies clinical signs of conditions requiring emergency medical care</p> <p><b>PC AI -1.2.</b></p> <p>Provides emergency medical care to patients with sudden acute illnesses, conditions, exacerbation of chronic diseases without obvious signs of a threat to the patient's life</p> <p><b>PC AI -1. 3.</b></p> <p>Identifies conditions that require emergency medical care</p>	<p>List of laboratory and instrumental research methods for assessing the patient's condition, the main medical indications for conducting research and interpreting the results</p> <p>Etiology, pathogenesis and pathomorphology , clinical picture, differential diagnostics, features of the course, complications and outcomes of diseases of internal organs</p> <p>Methodology for collecting complaints and anamnesis</p>	<p>To identify clinical signs of conditions requiring emergency medical care</p> <p>Perform emergency medical care activities</p> <p>Identify conditions that require emergency medical care</p>	<p>Assessment of the patient's condition requiring medical care in urgent or emergency forms</p> <p>Recognition of conditions arising from sudden acute illnesses, exacerbation of chronic diseases without obvious signs of a threat to the patient's life and requiring emergency medical care</p> <p>Providing emergency medical care to patients with sudden acute illnesses, conditions, exacerbation of</p>

		<p><b>PC AI - 1.4 .</b> Provides emergency medical care to patients in conditions that pose a threat to the patient's life</p> <p><b>PC AI -1.5.</b> Reveals signs of sudden cessation of blood circulation and breathing</p> <p><b>PC AI - 1.6.</b> Performs basic cardiopulmonary resuscitation in combination with electrical impulse therapy ( defibrillation ) in the event of clinical death of a patient (in the event of sudden cessation of blood circulation and/or breathing) .</p>	<p>from patients (their legal representatives) Methods of physical examination of patients (inspection, palpation, percussion, auscultation) Clinical signs of sudden cessation of blood circulation and/or breathing</p>		<p>chronic diseases without obvious signs of a threat to the patient's life Recognizing life-threatening conditions in patients, Providing emergency medical care to patients with life-threatening conditions Use of medicinal products and medical devices in the provision of medical care in emergency or urgent forms</p>
5.	<p><b>PC-2.</b> Able to collect and analyze complaints, life history and medical history of the patient in order to establish a diagnosis</p>	<p><b>AI PC-2.1 .</b> Establishes rapport with the patient.</p> <p><b>AI PC- 2.2.</b> Collects complaints, specifies them, highlighting the main and secondary ones.</p> <p><b>AI PC-2 .3.</b> Collects and analyzes information about the onset of the disease, the presence of risk factors, the dynamics of the development of symptoms and the course of the disease.</p> <p><b>AI PC-2 .4.</b> Analyzes the timing of the first and repeated requests for</p>	<p>Legislation of the Russian Federation in the field of health care, regulatory legal acts and other documents defining the activities of medical organizations and medical workers General issues of organizing medical care for the population Issues of organizing sanitary and anti-epidemic (preventive) measures to prevent the emergence and spread of infectious diseases Procedures for the provision of medical care, clinical guidelines (treatment</p>	<p>Collect complaints, anamnesis of life and disease of the patient and analyze the information received Conduct a complete physical examination of the patient (inspection, palpation, percussion, auscultation) and interpret its results Justify the need and scope of laboratory examination of the patient Justify the need and scope of instrumental examination of the patient Justify the need to refer the patient for consultations with specialist doctors</p>	<p>Collection of complaints, anamnesis of life and illness of the patient Conducting a complete physical examination of the patient (inspection, palpation, percussion, auscultation) Formulation of a preliminary diagnosis and preparation of a plan for laboratory and instrumental examinations of the patient Referral of a patient for laboratory testing if there are medical indications in accordance with current procedures for the provision of medical care, clinical</p>

		<p>medical care, the volume of therapy provided, and its effectiveness.  <b>PC AI -2.5 .</b>          Collects and evaluates information about the patient's medical history, including data on past illnesses, injuries and surgeries, hereditary, professional and epidemiological history.</p>	<p>protocols) on issues of providing medical care, standards of medical care          Patterns of functioning of a healthy human organism and mechanisms of ensuring health from the standpoint of the theory of functional systems; features of regulation of functional systems of the human organism in pathological processes          Methods of laboratory and instrumental research for assessing health status, medical indications for conducting research, rules for interpreting their results          Etiology, pathogenesis and pathomorphology , clinical diagnostics, features of the course, complications and outcomes of diseases of internal organs          Methodology for collecting complaints, anamnesis of life and disease of the patient          Methodology of a complete physical examination of the patient (inspection, palpation, percussion, auscultation)          ICD</p>	<p>Analyze the results obtained from the patient's examination, and, if necessary, justify and plan the scope of additional research          Interpret the results of collecting information about the patient's disease          Interpret data obtained from laboratory testing of a patient          Interpret data obtained during instrumental examination of the patient          Interpret data obtained during patient consultations with specialist doctors          Carry out early diagnosis of internal organ diseases          Conduct differential diagnostics of internal organ diseases from other diseases          Determine the order of volume, content and sequence of diagnostic measures          Determine medical indications for the provision of emergency, including specialized emergency, medical care          Use medical products in accordance with current procedures for the provision of medical care, clinical recommendations (treatment protocols) on issues of</p>	<p>guidelines (treatment protocols) on issues of providing medical care, taking into account the standards of medical care          Referral of a patient for instrumental examination in the presence of medical indications in accordance with the current procedures for the provision of medical care, clinical recommendations (treatment protocols) on issues of providing medical care, taking into account the standards of medical care          Referring a patient for consultation with specialist doctors if there are medical indications. Referring a patient for specialized medical care in an inpatient setting or in a day hospital if there are medical indications. Carrying out differential diagnostics with other diseases/conditions, including emergency ones. Establishing a diagnosis taking into account the current International Statistical Classification of Diseases and Related Health Problems (ICD)</p>
<p>6.</p>	<p><b>PC-3 .</b>          Able to conduct a physical examination of a patient, analyze the results of additional examination methods in order to establish a diagnosis</p>	<p><b>AI PC-3.1.</b>          Conducts a complete physical examination of the patient (inspection, palpation, percussion, auscultation) and interprets its results  <b>AI PC-3.2 .</b>          Justifies the necessity, volume, sequence of diagnostic measures (laboratory, instrumental) and referral of the patient to specialist doctors for consultations  <b>AI PC-3.3.</b>          Analyzes the results of the patient's examination, and, if necessary, justifies and plans the scope of additional research.  <b>AI PC-3.4.</b>          Interprets and analyzes the results of collecting information about the patient's illness, data</p>	<p>protocols) on issues of providing medical care, standards of medical care          Patterns of functioning of a healthy human organism and mechanisms of ensuring health from the standpoint of the theory of functional systems; features of regulation of functional systems of the human organism in pathological processes          Methods of laboratory and instrumental research for assessing health status, medical indications for conducting research, rules for interpreting their results          Etiology, pathogenesis and pathomorphology , clinical diagnostics, features of the course, complications and outcomes of diseases of internal organs          Methodology for collecting complaints, anamnesis of life and disease of the patient          Methodology of a complete physical examination of the patient (inspection, palpation, percussion, auscultation)          ICD</p>	<p>Analyze the results obtained from the patient's examination, and, if necessary, justify and plan the scope of additional research          Interpret the results of collecting information about the patient's disease          Interpret data obtained from laboratory testing of a patient          Interpret data obtained during instrumental examination of the patient          Interpret data obtained during patient consultations with specialist doctors          Carry out early diagnosis of internal organ diseases          Conduct differential diagnostics of internal organ diseases from other diseases          Determine the order of volume, content and sequence of diagnostic measures          Determine medical indications for the provision of emergency, including specialized emergency, medical care          Use medical products in accordance with current procedures for the provision of medical care, clinical recommendations (treatment protocols) on issues of</p>	<p>guidelines (treatment protocols) on issues of providing medical care, taking into account the standards of medical care          Referral of a patient for instrumental examination in the presence of medical indications in accordance with the current procedures for the provision of medical care, clinical recommendations (treatment protocols) on issues of providing medical care, taking into account the standards of medical care          Referring a patient for consultation with specialist doctors if there are medical indications. Referring a patient for specialized medical care in an inpatient setting or in a day hospital if there are medical indications. Carrying out differential diagnostics with other diseases/conditions, including emergency ones. Establishing a diagnosis taking into account the current International Statistical Classification of Diseases and Related Health Problems (ICD)</p>

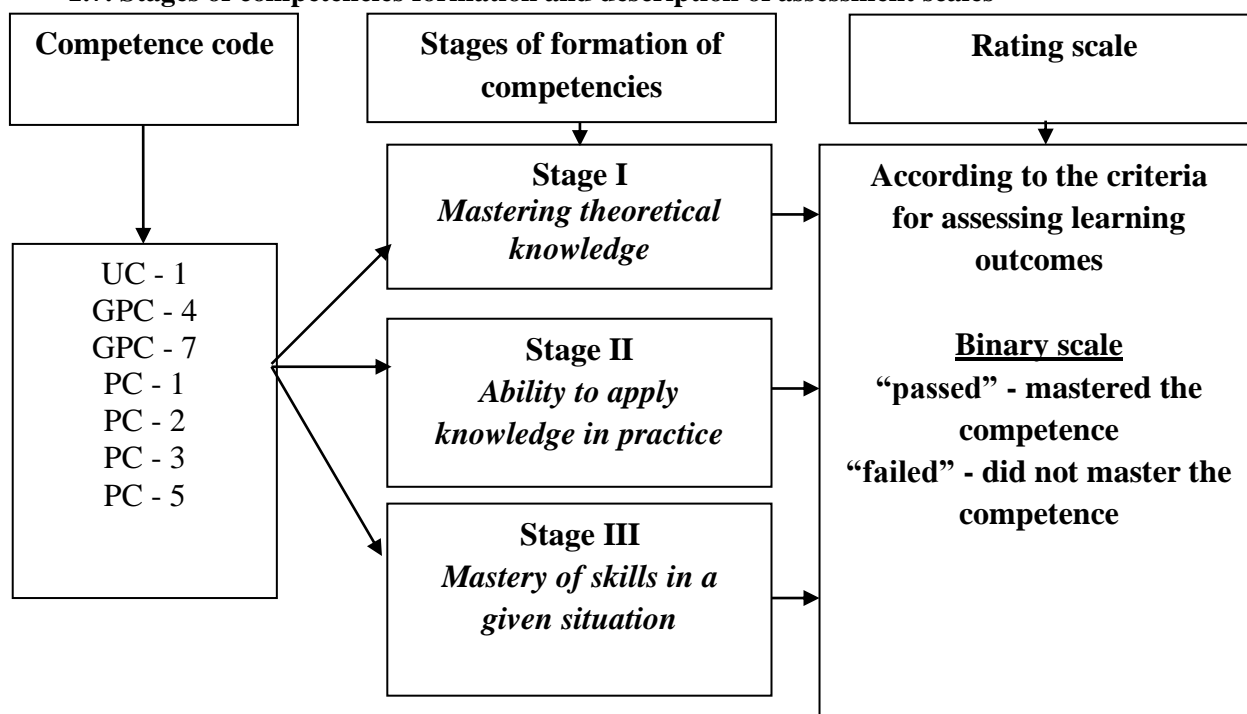
		<p>obtained during laboratory and instrumental examinations and during consultations with specialist doctors, and, if necessary, justifies and plans the scope of additional research.</p> <p><b>AI PC-3.5.</b> Performs early diagnostics of internal organ diseases. Establishes a diagnosis taking into account the current international statistical classification of diseases and related health problems (ICD)</p> <p><b>AI PC-3.6.</b> Conducts differential diagnostics of internal organ diseases from other diseases</p>		<p>providing medical care, care taking into account the standards of medical care</p>	
7.	<p><b>PC-5.</b> Able to prescribe treatment to patients</p>	<p><b>AI PC-5. 1.</b> Draws up a treatment plan for the patient taking into account the diagnosis, age of the patient, clinical picture of the disease, presence of complications, concomitant pathology, in accordance with the current procedures for the provision of medical care, clinical recommendations (treatment protocols) on issues of providing medical care, taking into account the standards of medical care</p> <p><b>AI PC-5. 2.</b></p>	<p>Modern methods of using medicinal products, medical devices and therapeutic nutrition for diseases and conditions in patients in accordance with current procedures for the provision of medical care, clinical recommendations (treatment protocols) on issues of providing medical care, taking into account the standards of medical care The mechanism of action of drugs, medical devices and therapeutic nutrition, medical indications and</p>	<p>To draw up a treatment plan for the disease and the patient's condition taking into account the diagnosis, the patient's age, the clinical picture of the disease in accordance with the current procedures for the provision of medical care, clinical recommendations (treatment protocols) on issues of providing medical care taking into account the standards of medical care Prescribe medications, medical devices and therapeutic nutrition taking</p>	<p>Development of a treatment plan for a disease or condition taking into account the diagnosis, age and clinical picture in accordance with current procedures for the provision of medical care, clinical guidelines (treatment protocols) on issues of providing medical care taking into account standards of medical care Prescribing medications, medical devices and therapeutic nutrition taking into account the diagnosis, age and clinical picture of the</p>

		<p>Prescribes medications, medical devices and therapeutic nutrition taking into account the diagnosis, age and clinical picture of the disease in accordance with the current procedures for the provision of medical care, clinical recommendations, taking into account the standards of medical care <b>AI PC-5. 3.</b></p> <p>Prescribes non-drug treatment taking into account the diagnosis, age and clinical picture of the disease in accordance with current procedures for the provision of medical care, clinical recommendations, taking into account the standards of medical care <b>AI PC-5. 4.</b></p> <p>Provides palliative care in collaboration with specialist doctors and other health care workers <b>AI PC-5. 5.</b></p> <p>Organizes personalized treatment for patients, including pregnant women, elderly and senile patients</p>	<p>contraindications for their use; complications caused by their use Modern methods of non-drug treatment of diseases and conditions in a patient in accordance with current procedures for the provision of medical care, clinical recommendations (treatment protocols) on issues of providing medical care, taking into account the standards of medical care Mechanism of action of non-drug treatment; medical indications and contraindications for its use; side effects, complications caused by its use Procedure for providing palliative medical care</p>	<p>into account the diagnosis, age and clinical picture of the disease in accordance with the current procedures for the provision of medical care, clinical recommendations (treatment protocols) on issues of providing medical care taking into account the standards of medical care Prescribe non-drug treatment taking into account the diagnosis, age and clinical picture of the disease in accordance with the current procedures for the provision of medical care, clinical guidelines (treatment protocols) on issues of providing medical care taking into account the standards of medical care Assess the effectiveness and safety of the use of drugs, medical devices and therapeutic nutrition</p>	<p>disease. Prescribing non-drug treatment taking into account the diagnosis, age and clinical picture of the disease in accordance with the current procedures for the provision of medical care, clinical recommendations (treatment protocols) on issues of providing medical care taking into account the standards of medical care Evaluation of the effectiveness and safety of the use of drugs, medical devices, therapeutic nutrition and other methods of treatment Providing palliative care in collaboration with specialist doctors and other health care workers Organization of personalized treatment of the patient, including pregnant women, elderly and senile patients, assessment of the effectiveness and safety of treatment</p>
--	--	---	---	--	--

### Section of the discipline (or module) and the code of the competence being formed

№ p / p	Section name	Code of the competence being formed
1	Practical obstetrics	UC-1, GPC-4.7, PC-1, 2, 3, 5

#### 1.7. Stages of competencies formation and description of assessment scales



#### 1.8. Forms of training organization and types of control

Form of organization of students' training	Brief description
Lectures	Lecture material forms the basis of theoretical teaching and systematizes the fundamentals of scientific knowledge in the discipline, focuses the attention of students on the most complex, problematic and key issues, and contributes to the formation of creative professional thinking.
Practical classes	They are an element of classroom work, designed to consolidate theoretical provisions and control their assimilation. Knowledge is recorded in the form of a daily survey, solving situational problems. For individual classes, students prepare reports, essays, presentations, as a result of which they acquire the skills of independent search and analysis of educational information, the ability to actively participate in a creative discussion, draw correct conclusions, defend their opinion.
Interactive forms of education	<ul style="list-style-type: none"> <li>- solving situational problems followed by group discussion,</li> <li>- discussion,</li> <li>- interactive survey;</li> <li>- analysis of specific situations</li> <li>- completing creative tasks ( reports, essays, presentations),</li> <li>- small group work method,</li> <li>- online course of the discipline in the Moodle system ,</li> <li>- testing in the Moodle system .</li> </ul>

Participation in the department's research work, student circle and conferences	<ul style="list-style-type: none"> <li>- preparation of oral presentations and poster reports for presentation at a student club or scientific conference;</li> <li>- writing theses and abstracts on a selected scientific topic;</li> <li>- preparation of a literature review using educational, scientific, reference literature and Internet sources.</li> </ul>
<b>Types of control</b>	<b>Brief description</b>
Incoming inspection	<p>Testing of theoretical knowledge is carried out at the first practical lesson before the start of studying the discipline in each semester. The entrance knowledge control includes:</p> <ul style="list-style-type: none"> <li>- testing in the Moodle system (test of incoming knowledge control)</li> </ul> <p>The results of the incoming inspection are systematized, analyzed and used by the teaching staff of the department to develop measures to improve and update the teaching methods of the discipline.</p>
Current control	<p>Current knowledge control is carried out at each practical lesson, is used to assess the level of assimilation of the topic of the practical lesson and mastery of practical skills and includes:</p> <ul style="list-style-type: none"> <li>- checking the solution of situational problems completed independently (extracurricular independent work);</li> <li>- assessment of the assimilation of theoretical material (frontal survey and computer testing );</li> <li>- testing in the Moodle system on all topics of the discipline (tests include questions of a theoretical and practical nature);</li> <li>- individual assignments (practical and theoretical) for each topic of the discipline being studied.</li> </ul>
Border control	<p>Midterm assessment is carried out after studying each section of the discipline to summarize and test students' knowledge, as well as to monitor the level of development of competencies and includes:</p> <ul style="list-style-type: none"> <li>- testing in the Moodle system ( midterm control tests )</li> </ul>
Intermediate certification	<p>The interim assessment includes the following stages:</p> <ul style="list-style-type: none"> <li>- testing in the Moodle system (interim assessment test);</li> <li>- assessment of knowledge of theoretical material (oral interview on the questions of the examination ticket );</li> <li>- testing the acquisition of practical skills and abilities;</li> <li>- solving a situational problem (on the topics studied in the discipline).</li> </ul> <p>Students take the test in the 12th semester.</p>

## 2. STRUCTURE AND CONTENT OF THE DISCIPLINE

### 2.1. Volume of discipline and types of academic work

Types of educational work	Total hours	Semester
		XII
Lectures	14	14
Practical classes	34	34
Independent work of students	24	24
Credit		Credit
<b>Total labor intensity in hours</b>	<b>72</b>	<b>72</b>
<b>Total workload in credit units</b>	<b>2</b>	<b>2</b>

## 2.2. Thematic plan of lectures

№ p / p	Lecture topics	Codes of formed competencies	Labor intensity (hours)
1	<p><b>Coagulopathic bleeding in obstetrics (EOB, PONRP, uterine rupture).</b>            Causes and risk factors of coagulopathic disorders in obstetrics. Mechanism of formation of coagulopathic bleeding. Methods of diagnostics of coagulopathic bleeding. Obstetric tactics in coagulopathic bleeding.</p>	UC-1, GPC-4.7, PC-1, 2, 3, 5	2
2	<p><b>Prevention of venous thromboembolic complications.</b>            Etiology, pathogenesis, classification, clinical manifestations, diagnostic methods of thromboembolic complications in obstetrics. Prevention and treatment of thromboembolic complications in obstetrics.</p>	UC-1, GPC-4.7, PC-1, 2, 3, 5	2
3	<p><b>Complications of eclampsia.</b>            The main pathogenetic mechanisms of development of complications in eclampsia. Pathogenesis of renal-hepatic dysfunction . Pathogenesis of HELLP syndrome. Pathogenesis of RDS in adults. Clinic, diagnostics and stages of emergency care in the formation of complications of eclampsia. Prognosis of outcomes of complications in eclampsia .</p>	UC-1, GPC-4.7, PC-1, 2, 3, 5	2
4	<p><b>Delivery using vaginal operations (obstetric forceps, vacuum extraction).</b>            Delivery operations in obstetrics – obstetric forceps and vacuum extraction of the heart. Indications, surgical technique, complications. Rehabilitation in the postpartum period.</p>	UC-1, GPC-4.7, PC-1, 2, 3, 5	2
5	<p><b>Caesarean section, indications, methods of pain relief, antibiotic prophylaxis , postoperative management, rehabilitation.</b>            Caesarean section in obstetrics. Indications, methods of pain relief, surgical technique. Antibiotic prophylaxis during cesarean section. Intraoperative and postoperative complications. Postoperative management. Rehabilitation after cesarean section.</p>	UC-1, GPC-4.7, PC-1, 2, 3, 5	2
6	<p><b>Blood-saving technologies in obstetric practice.</b>            Obstetric hemorrhages. Indications for blood transfusion and plasma transfusion. Basic blood-saving technologies ( autohemodilution , reinfusion autoblood , autohemo- and autoplasmadonation ). Indications and methods of blood-saving technologies.</p>	UC-1, GPC-4.7, PC-1, 2, 3, 5	2
7	<p><b>Septic complications in obstetrics.</b></p>	UC-1, GPC-4.7,	2

Sepsis in pregnant women – causes, risk factors, clinical features and diagnostics, obstetric tactics. Postpartum sepsis. Etiology, pathogenesis, clinical features, diagnostics, tactics. Complications. Rehabilitation.	PC-1, 2, 3, 5	
Total hours		14

### 2.3. Thematic plan of practical classes and their content

№ p / p	Name of the topics of practical classes	Contents of practical classes topics	Codes of formed competencies	Forms of control	Labor intensity (hours)
1.	Providing medical care during singleton births in occipital presentation and in the postpartum period.	<p><b>Theoretical part:</b> Singleton physiological birth – definition, management of labor by periods. Partogram . Pain relief during labor. Obstetric assistance during labor. Prevention of bleeding during labor. Management of the third stage of labor. Assessment and primary treatment of the newborn.</p> <p><b>Practical part:</b> Work in the delivery room. Definition and characteristics of contractions, pushing. Clinic, course and management of three periods of labor. Evaluation of the effectiveness of labor. Determine the permissible blood loss, carry out prevention of bleeding in the early postpartum period. Rules for examining the placenta, birth canal after the end of labor. Evaluation of the condition of the newborn ( Apgar scale ).</p>	<p>UC-1. AI: 1.1, 1.2, 1.3,1.4, 1.5 GPC-4. AI: 4.1, 4.2, 4.3, 4.4, 4.5 GPC-7. AI: 7.1, 7.2, 7.3, 7.4, 7.5, 7.6, 7.7 PC-1. AI: 1.1, 1.2, 1.3, 1.4, 1.5, 1.6 PC-2. AI: 2.1, 2.2, 2.3, 2.4, 2.5 PC-3. AI: 3.1, 3.2, 3.3, 3.4, 3.5, 3.6 PC-5. AI: 5.1, 5.2, 5.3, 5.4, 5.5</p>	Testing, frontal survey, solving situational problems	3.4
2.	Delivery in breech presentation (mechanism of delivery, manual according to Tsov'yanov 1,	<p><b>Theoretical part:</b> Etiology, causes and classification of breech presentation . Mechanism of labor in breech presentation. Obstetric manual according to Tsovyanov I. Manual classic manual for throwing back arms. Complications for mother and fetus. Indications for cesarean section.</p>	<p>UC-1. AI: 1.1, 1.2, 1.3,1.4, 1.5 GPC-4. AI: 4.1, 4.2, 4.3, 4.4, 4.5 GPC-7. AI: 7.1, 7.2, 7.3, 7.4, 7.5, 7.6, 7.7 PC-1. AI: 1.1, 1.2, 1.3,</p>	Testing, frontal survey, solving situational problems	3.4

	manual classical manual).	<b>Practical part:</b> Demonstrate all aspects of the birth mechanism in the anterior breech presentation on a phantom. Supervision of pregnant women.	1.4, 1.5, 1.6 PC-2. AI: 2.1, 2.2, 2.3, 2.4, 2.5 PC-3. AI: 3.1, 3.2, 3.3, 3.4, 3.5, 3.6 PC-5. AI: 5.1, 5.2, 5.3, 5.4, 5.5		
3.	Emergency care for early postpartum hemorrhage and hemorrhagic shock.	<b>Theoretical part:</b> Definition of bleeding in the early postpartum period, hemorrhagic shock. Risk factors. Etiology. Pathogenesis of the development of pathological changes and multiple organ failure during bleeding. Diagnostics. Scope of diagnostic measures. Tactics of managing patients with postpartum hemorrhage and hemorrhagic shock. Treatment. Principles of basic measures for bleeding during pregnancy and after childbirth. Indications. Contraindications. Prevention. Etiology and pathogenesis of multiple organ failure and DIC syndrome . Patient management tactics depending on the stage of hemorrhagic shock. Providing assistance at inpatient stages and routing issues. Principles of surgical and drug correction. <b>Practical part:</b> Monitoring patients, working with medical histories, evaluating additional research methods , drawing up an algorithm of actions, applying hemostatic sutures to the uterus	UC-1. AI: 1.1, 1.2, 1.3,1.4, 1.5 GPC-4. AI: 4.1, 4.2, 4.3, 4.4, 4.5 GPC-7. AI: 7.1, 7.2, 7.3, 7.4, 7.5, 7.6, 7.7 PC-1. AI: 1.1, 1.2, 1.3, 1.4, 1.5, 1.6 PC-2. AI: 2.1, 2.2, 2.3, 2.4, 2.5 PC-3. AI: 3.1, 3.2, 3.3, 3.4, 3.5, 3.6 PC-5. AI: 5.1, 5.2, 5.3, 5.4, 5.5	Testing, frontal survey, solving situational problems	3.4
4.	Emergency care for preeclampsia and its complications (eclampsia, HELLP syndrome, renal and hepatic dysfunction).	<b>Theoretical part:</b> Definition of preeclampsia, eclampsia and HELLP syndrome. Risk factors. Etiology. Pathogenesis of development of pathological changes and multiple organ failure in preeclampsia. Diagnostics. Laboratory and instrumental research methods. Tactics of	UC-1. AI: 1.1, 1.2, 1.3,1.4, 1.5 GPC-4. AI: 4.1, 4.2, 4.3, 4.4, 4.5 GPC-7. AI: 7.1, 7.2, 7.3, 7.4, 7.5, 7.6, 7.7	Testing, frontal survey, solving situational problems	3.4

		<p>management of patients with moderate and severe preeclampsia. Provision of assistance at the inpatient stage and routing issues. Treatment. Principles of basic measures in case of eclampsia during pregnancy, during labor and after labor. Indications. Contraindications. Rehabilitation in the postoperative period. Prevention.</p> <p><b>Practical part:</b> Monitoring of pregnant women. Determine the timing and methods of delivery. Procedure for providing emergency medical care in emergency situations when complications develop (acute fatty hepatosis , HELLP syndrome, adult respiratory distress syndrome , etc.).</p>	<p>PC-1. AI: 1.1, 1.2, 1.3, 1.4, 1.5, 1.6 PC-2. AI: 2.1, 2.2, 2.3, 2.4, 2.5 PC-3. AI: 3.1, 3.2, 3.3, 3.4, 3.5, 3.6 PC-5. AI: 5.1, 5.2, 5.3, 5.4, 5.5</p>		
5.	Delivery by caesarean section in urgent and premature births.	<p><b>Theoretical part:</b> Delivery by caesarean section. Indications for caesarean section in urgent and premature births. Urgent and planned indications for caesarean section. Technique of caesarean section. Indications for caesarean section in premature birth, extraction in the amniotic sac. Complications of caesarean section, prevention of complications. Pain relief during caesarean section. Antibiotic prophylaxis during operative delivery.</p> <p><b>Practical part:</b> Demonstration of cesarean section operation.</p>	<p>UC-1. AI: 1.1, 1.2, 1.3,1.4, 1.5 GPC-4. AI: 4.1, 4.2, 4.3, 4.4, 4.5 GPC-7. AI: 7.1, 7.2, 7.3, 7.4, 7.5, 7.6, 7.7 PC-1. AI: 1.1, 1.2, 1.3, 1.4, 1.5, 1.6 PC-2. AI: 2.1, 2.2, 2.3, 2.4, 2.5 PC-3. AI: 3.1, 3.2, 3.3, 3.4, 3.5, 3.6 PC-5. AI: 5.1, 5.2, 5.3, 5.4, 5.5</p>	Testing, frontal survey, solving situational problems	3.4
6.	Emergency care for threatened or completed uterine rupture.	<p><b>Theoretical part:</b> Uterine rupture – definition. Causes. Classification. Doctor’s tactics in case of uterine rupture that has started and has already occurred. Diagnosis of failure of postoperative uterine scar. Labor management in women with a uterine scar. Prevention of uterine rupture.</p>	<p>UC-1. AI: 1.1, 1.2, 1.3,1.4, 1.5 GPC-4. AI: 4.1, 4.2, 4.3, 4.4, 4.5 GPC-7. AI: 7.1, 7.2, 7.3, 7.4, 7.5, 7.6, 7.7 PC-1. AI: 1.1, 1.2, 1.3,</p>	Testing, frontal survey, solving situational problems	3.4

		<p>Rehabilitation of women after uterine rupture.</p> <p><b>Practical part:</b> Work in the maternity ward. Supervision of patients, work with medical records, evaluation of additional research methods.</p>	<p>1.4, 1.5, 1.6 PC-2. AI: 2.1, 2.2, 2.3, 2.4, 2.5 PC-3. AI: 3.1, 3.2, 3.3, 3.4, 3.5, 3.6 PC-5. AI: 5.1, 5.2, 5.3, 5.4, 5.5</p>		
7.	Childbirth using obstetric forceps and a fetal vacuum extractor.	<p><b>Theoretical part:</b> Obstetric obstetric operations. Indications for obstetric forceps. Indications for vacuum extraction of the fetus. Technique of the obstetric forceps operation, conditions, indications, complications. Technique of the vacuum extraction of the fetus operation, conditions, indications, contraindications, complications.</p> <p><b>Practical part:</b> Practicing the stages of the operation: obstetric forceps, vacuum extraction of the fetus on a simulator.</p>	<p>UC-1. AI: 1.1, 1.2, 1.3, 1.4, 1.5 GPC-4. AI: 4.1, 4.2, 4.3, 4.4, 4.5 GPC-7. AI: 7.1, 7.2, 7.3, 7.4, 7.5, 7.6, 7.7 PC-1. AI: 1.1, 1.2, 1.3, 1.4, 1.5, 1.6 PC-2. AI: 2.1, 2.2, 2.3, 2.4, 2.5 PC-3. AI: 3.1, 3.2, 3.3, 3.4, 3.5, 3.6 PC-5. AI: 5.1, 5.2, 5.3, 5.4, 5.5</p>	Testing, frontal survey, solving situational problems	3.4
8.	Providing medical care for sepsis in pregnant women and postpartum sepsis.	<p><b>Theoretical part:</b> : Sepsis – definition, causes, classification, complications. Sepsis during pregnancy. Extragenital sepsis, diagnostics, treatment, complications for mother and fetus. Chorioamnionitis , metroendometritis , postpartum purulent-septic complications. Diagnostics, treatment, prevention. Postpartum sepsis – diagnostics, obstetric tactics, treatment. Rehabilitation after sepsis.</p> <p><b>Practical part:</b> Monitoring patients, working with medical histories, evaluating additional research methods, drawing up an action plan.</p>	<p>UC-1. AI: 1.1, 1.2, 1.3, 1.4, 1.5 GPC-4. AI: 4.1, 4.2, 4.3, 4.4, 4.5 GPC-7. AI: 7.1, 7.2, 7.3, 7.4, 7.5, 7.6, 7.7 PC-1. AI: 1.1, 1.2, 1.3, 1.4, 1.5, 1.6 PC-2. AI: 2.1, 2.2, 2.3, 2.4, 2.5 PC-3. AI: 3.1, 3.2, 3.3, 3.4, 3.5, 3.6 PC-5. AI: 5.1, 5.2, 5.3, 5.4, 5.5</p>	Testing, frontal survey, solving situational problems	3.4
9.	Medical assistance	<b>Theoretical part:</b> Premature birth. Protocol of	UC-1. AI: 1.1, 1.2,	Testing, frontal	3.4

	in premature birth. Obstetric allowance in childbirth.	obstetric care in case of premature birth. Causes. Classification. Diagnostics. Obstetric tactics. Prevention of RDS syndrome of the newborn. Tocolytic therapy – rules of implementation. Perinatal transfer issues. Physician's tactics in case of premature rupture of membranes in case of premature birth. Surgical delivery in case of premature birth. Prevention of purulent-septic complications in case of premature birth. <b>Practical part:</b> obstetric care during premature births on a phantom .	1.3,1.4, 1.5 GPC-4. AI: 4.1, 4.2, 4.3, 4.4, 4.5 GPC-7. AI: 7.1, 7.2, 7.3, 7.4, 7.5, 7.6, 7.7 PC-1. AI: 1.1, 1.2, 1.3, 1.4, 1.5, 1.6 PC-2. AI: 2.1, 2.2, 2.3, 2.4, 2.5 PC-3. AI: 3.1, 3.2, 3.3, 3.4, 3.5, 3.6 PC-5. AI: 5.1, 5.2, 5.3, 5.4, 5.5	survey, solving situational problems	
10.	Credit lesson (midterm assessment).		UC-1. AI: 1.1, 1.2, 1.3,1.4, 1.5 GPC-4. AI: 4.1, 4.2, 4.3, 4.4, 4.5 GPC-7. AI: 7.1, 7.2, 7.3, 7.4, 7.5, 7.6, 7.7 PC-1. AI: 1.1, 1.2, 1.3, 1.4, 1.5, 1.6 PC-2. AI: 2.1, 2.2, 2.3, 2.4, 2.5 PC-3. AI: 3.1, 3.2, 3.3, 3.4, 3.5, 3.6 PC-5. AI: 5.1, 5.2, 5.3, 5.4, 5.5	Testing, frontal survey, solving situational problems	3.4
<b>Total hours</b>					<b>34</b>

#### 2.4. Interactive forms of learning

№ p / p	Topic of clinical practical lesson	Labor intensity in hours	Interactive form of learning	Labor intensity in hours, in % of the lesson
1	Providing medical care during singleton births in occipital presentation and in the postpartum period.	3.4	Using dummies, simulators video	30 minutes 14.7%
2	Delivery in breech presentation (mechanism of delivery, manual according to Tsov'yanov 1, manual classical manual).	3.4	Using dummies, simulators video	30 minutes 14.7%
3	Emergency care for early postpartum hemorrhage and hemorrhagic shock.	3.4	Business game	30 minutes 14.7%
4	Emergency care for preeclampsia and its complications (eclampsia, HELLP syndrome, renal and hepatic dysfunction).	3.4	Demonstration of a clinical case	30 minutes 14.7%
5	Delivery by caesarean section in urgent and premature births.	3.4	Master class, video film	60 minutes 29.4%
6	Emergency care for threatened or completed uterine rupture.	3.4	Brainstorming	30 minutes 14.7%
7	Childbirth using obstetric forceps and a fetal vacuum extractor.	3.4	Master class, use of dummies, imitators, simulators	60 minutes 29.4%
8	Providing medical care for sepsis in pregnant women and postpartum sepsis.	3.4	Debate	30 minutes 14.7%
9	Medical assistance in premature birth. Obstetric allowance in childbirth.	3.4	Video film	30 minutes 14.7%

#### 2.5. Criteria for assessing students' knowledge

The assessment of learning outcomes is carried out in accordance with the Regulation "On the system of assessing the learning outcomes of students of the Federal State Budgetary Educational Institution of Higher Education Amur State Medical Academy of the Ministry of Health of Russia".

The basis for determining the level of knowledge, skills, and abilities are the assessment criteria - completeness and correctness:

- correct, precise answer;
- correct, but incomplete or inaccurate answer;
- incorrect answer;
- no answer.

When assigning marks, it is necessary to take into account the classification of errors and their quality:

- gross errors;
- similar errors;
- minor errors;
- shortcomings.

The success of students' mastering of the topics and sections of the discipline is determined by the quality of mastering knowledge, skills and practical abilities, the assessment is given on a five-point scale: "5" - excellent, "4" - good, "3" - satisfactory, "2" - unsatisfactory. The translation of the mark into a point scale is carried out according to the following scheme:

#### Evaluation criteria

Quality of development	Mark on a 5-point scale
90 - 100%	"5"
80 - 89%	"4"
70 - 79%	"3"
less than 70%	"2"

#### Incoming inspection

It is conducted at the first practical lesson before the start of studying the discipline in each semester and includes testing in the Moodle system (test of entrance knowledge control).

Access mode: <https://educ-amursma.ru/course/view.php?id=118>

#### Current control

Current control includes initial and final control of knowledge.

Initial control is carried out by the teacher at the beginning of each lesson in the form of control and analysis of testing in the Moodle system .

Access mode: <https://educ-amursma.ru/course/view.php?id=118>

Final control – frontal survey, solutions to thematic situational problems.

The final grade during the current knowledge assessment is given on the day of the lesson, as the arithmetic mean result for all types of activities provided for in the given lesson by the work program of the discipline.

#### Criteria for assessing students' oral responses (current monitoring of academic performance)

	Evaluation criteria
<b>Rating "5"</b>	the student receives this if he demonstrates a deep and complete mastery of the content of the educational material, correctly and logically presents the answer, is able to connect theory with practice, express and justify his judgments , <b>and</b> formulates independent conclusions and generalizations when answering. Has mastered all the practical skills and abilities provided for by the working program of the discipline.
<b>Rating "4"</b>	the student receives this if he/she has fully mastered the educational material, navigates the studied material consciously, applies knowledge to solve practical problems, correctly states the answer, but the content and form of the answer have some inaccuracies or the answer is incomplete. He/she has mastered all the practical skills and abilities provided by the program, but allows for some inaccuracies.
<b>Rating "3"</b>	is received by a student if he/she demonstrates knowledge and understanding of

	the basic provisions of the educational material, but presents it incompletely, inconsistently, makes inaccuracies, and is unable to substantiate his/her judgments with evidence. He/she possesses only some practical skills and abilities provided by the program.
<b>Rating 2"</b>	the student receives if he has fragmentary, unsystematic knowledge, is unable to distinguish between the main and the secondary, presents the material in a disorderly and uncertain manner, and is unable to apply knowledge to solve practical problems. Performs practical skills and abilities with gross errors or there was no attempt to demonstrate his theoretical knowledge and practical abilities.

**Test assignment evaluation criteria  
(current, midterm monitoring of academic performance)**

<b>Grade</b>	<b>Evaluation criteria</b>
"5"	When testing, it allows up to 10% of incorrect answers.
"4"	When testing, it allows up to 20% of incorrect answers.
"3"	When testing, it allows up to 30% of incorrect answers.
"2"	When tested, it allows more than 30% of incorrect answers.

**Criteria for assessing the solution of situational problems**

	<b>Evaluation criteria</b>
<b>Rating "5"</b>	correctly and reasonably solved situational problems without making mistakes.
<b>Rating "4"</b>	allows for some inaccuracies in solving situational problems.
<b>Rating "3"</b>	makes one significant mistake in solving situational problems.
<b>Rating "2"</b>	incorrectly solved situational tasks , gross errors were made.

**Criteria for assessing independent extracurricular work:**

- the level of student mastery of the educational material;
- the completeness and depth of general educational concepts, knowledge and skills on the topic being studied, to which this independent work relates;
- the development of universal, general professional and professional competencies (the ability to apply theoretical knowledge in practice).
- the problems were solved correctly, the exercises were completed, and the test assignments were answered accurately – “passed”.
- Problems were not solved correctly, exercises were not completed correctly, test assignments were not answered accurately – “failed”.

**Criteria for assessing individual types of work during ongoing knowledge monitoring**

<b>No. p/p</b>	<b>Topic of the practical lesson</b>	<b>Theoretical part</b>	<b>Practical part</b>	<b>Overall rating</b>
1.	Providing medical care during singleton births in occipital presentation and in the postpartum period.	2-5	2-5	2-5

2.	Delivery in breech presentation (mechanism of delivery, manual according to Tsov'yanov 1, manual classical manual).	2-5	2-5	2-5
3.	Emergency care for early postpartum hemorrhage and hemorrhagic shock.	2-5	2-5	2-5
4.	Emergency care for preeclampsia and its complications (eclampsia, HELLP syndrome, renal and hepatic dysfunction).	2-5	2-5	2-5
5.	Delivery by caesarean section in urgent and premature births.	2-5	2-5	2-5
6.	Emergency care for threatened or completed uterine rupture.	2-5	2-5	2-5
7.	Childbirth using obstetric forceps and a fetal vacuum extractor.	2-5	2-5	2-5
8.	Providing medical care for sepsis in pregnant women and postpartum sepsis.	2-5	2-5	2-5
9.	Medical assistance in premature birth. Obstetric allowance in childbirth.	2-5	2-5	2-5

#### **Working off disciplinary debts.**

1. If a student misses a class for a valid reason, he/she has the right to make it up and receive the maximum grade provided for by the course work program for that class. A valid reason must be documented.
2. If a student misses a class for an unjustified reason or receives a "2" mark for all activities in the class, he/she is required to make it up. In this case, the mark received for all activities is multiplied by 0.8.
3. If a student is excused from a class at the request of the dean's office (participation in sports, cultural and other events), then he is given a grade of "5" for this class, provided that he submits a report on the completion of mandatory extracurricular independent work on the topic of the missed class.

#### **Assessment criteria for midterm assessment**

Midterm assessment (credit in the 12th semester) is intended to assess the degree of achievement of planned learning outcomes upon completion of the study of the discipline and allows to assess the level and quality of its mastery by students.

Interim assessment is carried out through passing a test and includes:

1. Test control in the "MOODLE " system.  
Access mode: <https://educ-amursma.ru/course/view.php?id=118>
2. Answers to ticket questions
3. Solution of a situational problem (criteria described above).

#### **Criteria for assessing students' oral responses (interim assessment - credit)**

<b>Grade</b>	<b>Evaluation criteria</b>
<b>"Great"</b>	Student revealed content material in the volume provided program ,

	outlined material literate language in a certain logical sequences , using exactly terminology of this item as educational disciplines ; answered independently without guidance questions teacher ; demonstrated the ability to fill out medical documentation (reporting and accounting forms) . One or two are possible inaccuracies in lighting minor questions or in the calculations that the student easily corrected it upon remark teacher .
<b>"Fine"</b>	The student's answer meets the requirements for an "excellent" grade, but it has one of the following shortcomings: one or two inaccuracies were made in covering the main content of the answer, which were corrected based on the teacher's comment; an error or more than two inaccuracies were made in covering secondary issues or in the calculations, which were easily corrected based on the teacher's comment.
<b>"satisfactorily"</b>	Incomplete or inconsistently disclosed content material , there are errors in answers to tests, inaccuracies in solving situational problems, but the general idea is shown understanding questions and demonstrated skills sufficient for further assimilation material , certain educational program of the discipline.
<b>"unsatisfactory"</b>	Not disclosed main content educational material ; found ignorance or incomplete understanding for students more or most an important part of the curriculum material ; allowed rude mistakes when answering questions interviews , not demonstrated skill fillings medical documentation ; admitted errors in defining concepts when using special terminology in drawings, diagrams, and calculations that are not corrected after several suggestive questions teacher .

Based on the results of different assessments, an average grade is given in favor of the student.

A student can claim to receive an "excellent" grade automatically if he/she has won a prize in disciplinary or interdisciplinary Olympiads (university, regional) and has an average grade for the current academic performance of at least 4.8 points . A student can refuse the "automatic" grade and take the test together with the group on a general basis.

#### Assessment criteria for midterm assessment (12th semester)

Stages	Mark out of 5 point scale	Binary scale
Test control in the system " Moodle "	3-5	<b>passed</b>
Complete completion of the practical part of the course	3-5	
Delivery of practical skills (control of the formation of competencies)	3-5	
Test control in the system "	2	

Moodle "		<b>not credited</b>
Complete completion of the practical part of the course	2	
Delivery of practical skills (control of the formation of competencies)	2	

## 2.6. Independent work of students: in-class, out-of-class

Independent work of students aims to consolidate and deepen the acquired knowledge, acquire new knowledge, complete educational tasks (solving situational problems, designing tables, graphs) under the guidance of a teacher in the amount of time allocated for studying the discipline. It involves developing an abstract, presentation, report, preparing a sanitary bulletin, working with official regulatory and legal documentation (orders, laws, accounting and reporting documentation of medical organizations), scientific literature, which allows you to gain additional knowledge on the topics studied.

The organization of independent classroom work of students is carried out with the help of methodological instructions for students, which contain educational goals, a list of the main theoretical questions for study, a list of practical work and the methodology for conducting it, instructions for the presentation of the results obtained, their discussion and conclusions, assignments for self-control with standard answers, a list of recommended literature.

From 1/4 to 1/2 of the practical lesson time is allocated for independent work of students: note-taking, recording the discussion of the solution of situational problems, formulating and recording conclusions, completing individual tasks. The preparatory stage, or the formation of an approximate basis for actions, begins for students outside of class time when preparing for the practical lesson, and ends in class.

All subsequent stages are carried out in class. The stage of materialized actions ( solving problems using an algorithm or without an algorithm, with an unknown answer in advance) is carried out independently. The teacher, if necessary, provides consultation, provides assistance and simultaneously monitors the quality of students' knowledge and their ability to apply existing knowledge to solve assigned problems.

### Extracurricular independent work of students

№ p/p	Topic of the lesson	Time for student preparation for the lesson	Forms of extracurricular independent work of a student	
			Mandatory and the same for all students	At the student's choice
1	Providing medical care during singleton births in occipital presentation and in the postpartum period.	2.0	Taking notes on orders and protocols	Computer presentation, literature review and abstracting of magazines
2	Delivery in breech presentation (mechanism of delivery, manual according to Tsov'yanov 1,	2.0		

	manual classical manual).			and
3	Emergency care for early postpartum hemorrhage and hemorrhagic shock.	2.0		newspapers on the topic of classes, drawing up tables, diagrams, algorithms, drawings, posters on the chosen topic of classes, work in the SSS, research work, preparation of reports for conferences
4	Emergency care for preeclampsia and its complications (eclampsia, HELLP syndrome, renal and hepatic dysfunction).	2.0		
5	Delivery by caesarean section in urgent and premature births.	2.0		
6	Emergency care for uterus.	2.0		
7	Childbirth using obstetric forceps and a fetal vacuum extractor.	2.0		
8	Providing medical care for sepsis in pregnant women and postpartum sepsis.	2.0		
9	Medical assistance in premature birth. Obstetric allowance in childbirth.	2.0		
10	Credit lesson (midterm assessment).	2.0		
Labor intensity in hours		20	2	2
Total labor intensity in hours			24	

## 2.7. Research (project) work

**Research (project) work** of students is a mandatory section of the discipline and is aimed at the comprehensive formation of universal, general professional and professional competencies of students. Research (project) work involves the study of specialized literature and other scientific and technical information on the achievements of domestic and foreign science and technology in the relevant field of knowledge, participation in scientific research, etc.

The topic can be chosen by students independently after consultation with the teacher or from the list below (taking into account the scientific direction of the department):

1. Prevention of intrauterine infection
2. Septic complications in obstetrics and gynecology
3. Prevention of premature birth

### Criteria for assessing students' research (project) work:

- the material on the results of the research in the report is presented in detail, the specialized literature is well-developed, scientific and technical information on the achievements of domestic and foreign science and technology in the relevant field of knowledge is studied - "passed".
- the material on the results of the research in the report is not presented accurately enough, the special literature is poorly studied, the scientific and technical information on the achievements of domestic and foreign science and technology in the relevant field of knowledge is not studied - "failed".

### 3. EDUCATIONAL, METHODOLOGICAL, LOGISTICAL AND INFORMATIONAL SUPPORT OF THE DISCIPLINE

#### 3.1. Main literature

1. Obstetrics: textbook / ed. V. E. Radzinsky, A. M. Fuks. - 2nd ed. , reworked and additional - Moscow: GEOTAR-Media , 2023. - 1056 p. - ISBN 978-5-9704-7201-9. - Text : electronic // EBS "Student Consultant": [website]. - URL : <https://www.studentlibrary.ru/book/ISBN9785970472019.html> (date of access: 10/30/2024). - Access mode : by subscription.

#### 3.2. Further reading

1. Aylamazyan , E.K. Obstetrics: textbook / E.K. Aylamazyan [et al.]. - 10th ed. , reworked and additional - Moscow: GEOTAR-Media , 2022. - 768 p. - ISBN 978-5-9704-6698-8. - Text : electronic // EBS "Student Consultant": [website]. - URL : <https://www.studentlibrary.ru/book/ISBN9785970466988.html> (date of access: 07.11.2024). - Access mode : by subscription.
2. Savelyeva, G. M. Obstetrics : textbook / Savelyeva G. M., Shalina R. I., Sichinava L. G., Panina O. B., Kurtser M. A. - Moscow: GEOTAR-Media , 2020. - 576 p. - ISBN 978-5-9704-5324-7. - Text : electronic // EBS "Student Consultant": [website]. - URL : <https://www.studentlibrary.ru/book/ISBN9785970453247.html> (date of access: 07.11.2024). - Access mode : by subscription.
3. Radzinsky, V. E. Obstetrics. Guide to practical classes : textbook / edited by V. E. Radzinsky, I. N. Kostin - Moscow: GEOTAR-Media , 2021. - 736 p. - ISBN 978-5-9704-6029-0. - Text : electronic // Electronic Library System "Student Consultant": [website]. - URL : <https://www.studentlibrary.ru/book/ISBN9785970460290.html> (date of access: 11.11.2024). - Access mode : by subscription.
4. Selikhova, M. S. Birth trauma and reproductive health of women : monograph / M. S. Selikhova, N. V. Agabekyan . - Volgograd : VolGMU , 2022. - 164 p. - ISBN 978-5-9652-0753-6. - Text : electronic // Lan: electronic library system. - URL: <https://e.lanbook.com/book/250175> (accessed: 12/14/2022). - Access mode: for authorized users.
5. Algorithm for making a diagnosis in obstetrics and gynecology: a tutorial / M.N. Mochalova, N.N. Chartorizhskaya , Yu.N. Ponomareva et al. - M. : Logosfera , 2022. - 81 p . - ISBN 9785986570891. - Text: electronic // EBS " Bukap ": [site]. - URL: <https://www.books-up.ru/ru/book/algorithm-postanovki-diagnoza-v-akusherstve-i-ginekologii-15736499> Access mode: by subscription.

#### 3.3 Educational and methodological support for the discipline, prepared by the department staff

Textbooks prepared by the department staff, recommended by the coordinating council for the field of education "Healthcare and Medical Sciences":

1. Lysyak D.S., Putintseva O.G., Bystritskaya T.S. Spontaneous abortion. – 2014. – 96s.
2. Sharshova O.A. Obstetric peritonitis. - 2019. - 90s.
3. Shulzhenko E.V. Pregnancy, childbirth and the postpartum period in women with kidney diseases. - 2019. - 93 p.
4. Zhukovets I.V., Grigorieva Yu.V., Sharshova O.A. Test tasks for the gynecology module. - 2020. - 97s.

#### Electronic and digital technologies:

1. Online course on the subject "Obstetrics and Gynecology" in the EIS FGBOU VO Amur

State Medical Academy

Access mode: <https://educ-amursma.ru/course/view.php?id=118>

Characteristics of modules in electronic information and educational course

<b>Educational</b>	<b>Controlling</b>
Theoretical (lecture) material, video experiments, scientific and educational films	Methodological recommendations for students on independent extracurricular work.
Methodological recommendations for students for practical classes. Methodological recommendations for solving problems and exercises on the topics of the discipline.	List of recommended topics for abstracts and guidelines for abstract design.
Reference material, tables of standard values.	Tests for entrance, current, midterm and final knowledge assessments.

**2. Multimedia presentations** (Microsoft Power Point 2016), to lecture-type classes, according to the thematic lecture plan.

Access mode: <https://educ-amursma.ru/course/view.php?id=118>

**3. Video materials, presentations:**

Educational videos:

<b>№ p/p</b>	<b>Title of the video</b>	<b>link</b>
1.	Fetal auscultation	<a href="https://vkvideo.ru/video-230839417_456239021">https://vkvideo.ru/video-230839417_456239021</a> <a href="https://youtu.be/Gc1ckrQBPsg">https://youtu.be/Gc1ckrQBPsg</a>
2.	Michaelis rhombus	<a href="https://vkvideo.ru/video-230839417_456239019">https://vkvideo.ru/video-230839417_456239019</a> <a href="https://youtu.be/Lds43Y-PEMM">https://youtu.be/Lds43Y-PEMM</a>
3.	Pelviometry	<a href="https://vkvideo.ru/video-230839417_456239020">https://vkvideo.ru/video-230839417_456239020</a> <a href="https://youtu.be/KC2fzZoutdM">https://youtu.be/KC2fzZoutdM</a>
4.	Leopold-Levitsky's techniques	<a href="https://vkvideo.ru/video-230839417_456239017">https://vkvideo.ru/video-230839417_456239017</a> <a href="https://youtu.be/4jiHyJtHaQw">https://youtu.be/4jiHyJtHaQw</a>
5.	Abdominal circumference and fundal height	<a href="https://vkvideo.ru/video-230839417_456239018">https://vkvideo.ru/video-230839417_456239018</a> <a href="https://youtu.be/sJh9ZVUFgJ8">https://youtu.be/sJh9ZVUFgJ8</a>
6.	Manual for Tsovyanov 1	<a href="https://vkvideo.ru/video-230839417_456239025">https://vkvideo.ru/video-230839417_456239025</a> <a href="https://youtu.be/AAoxYDivXjc">https://youtu.be/AAoxYDivXjc</a>
7.	Manual for Tsovyanov 2	<a href="https://vkvideo.ru/video-230839417_456239026">https://vkvideo.ru/video-230839417_456239026</a> <a href="https://youtu.be/zXbpQgbnxPw">https://youtu.be/zXbpQgbnxPw</a>
8.	Controlled balloon tamponade	<a href="https://vkvideo.ru/video-230839417_456239028">https://vkvideo.ru/video-230839417_456239028</a> <a href="https://youtu.be/orxPBC4s-OI">https://youtu.be/orxPBC4s-OI</a>
9.	Pudendal anesthesia technique	<a href="https://vkvideo.ru/video-230839417_456239023">https://vkvideo.ru/video-230839417_456239023</a> <a href="https://youtu.be/sm4Ao3Ti24w">https://youtu.be/sm4Ao3Ti24w</a>
10.	Compression sutures on the uterus	<a href="https://vkvideo.ru/video-230839417_456239029">https://vkvideo.ru/video-230839417_456239029</a>

		<a href="https://youtu.be/KCT1mQjFync">https://youtu.be/KCT1mQjFync</a>
11.	Manual assistance in childbirth with cephalic presentation	<a href="https://vkvideo.ru/video-230839417_456239022">https://vkvideo.ru/video-230839417_456239022</a> <a href="https://youtu.be/cYuUoCA2SG4">https://youtu.be/cYuUoCA2SG4</a>
12.	The third stage of labor	<a href="https://vkvideo.ru/video-230839417_456239024">https://vkvideo.ru/video-230839417_456239024</a> <a href="https://youtu.be/ddDQaDPrp4U">https://youtu.be/ddDQaDPrp4U</a>
13.	Caesarean section in the entire amniotic sac	<a href="https://youtu.be/g3AQY8Q9Faw">https://youtu.be/g3AQY8Q9Faw</a>

### 3.4. Equipment used for the educational process

Name	Quantity
<b>Study room</b>	
Classroom board	1
Teacher's desk	1
Study table	4
Chairs	14
Dummies, obstetric doll	2
Pelvic meter	2
<b>Study room</b>	
Classroom board	1
Teacher's desk	1
Study table	4
Chairs	14
Dummies, obstetric doll	2
Pelvic meter	2
Multimedia projector	1
Laptop	1

### 3.5. Professional databases, information and reference systems, electronic educational resources.

Resource name	Resource Description	Access	Resource address
Electronic library systems			
"Student consultant. Electronic library of the medical university"	For students and teachers of medical and pharmaceutical universities. Provides access to electronic versions of textbooks, teaching aids and periodicals.	Remote access after registration under the university profile	<a href="https://www.studentlibrary.ru/">https://www.studentlibrary.ru/</a>
Reference and information system "MedBaseGeotar".	The reference and information system "MedBaseGeotar" is intended for practicing medical specialists, researchers, teachers, postgraduate students, residents, senior students, and healthcare managers for the rapid search, selection, and reading of medical literature necessary for work in	Remote access after registration under the university profile	<a href="https://mbasegeotar.ru/pages/index.html">https://mbasegeotar.ru/pages/index.html</a>

	a single data source.		
EBS « Bookup »	Large medical library - information and educational platform for the joint use of electronic educational, educational and methodological publications of medical universities of Russia and the CIS countries	Remote access after registration under the university profile	<a href="https://www.books-up.ru/">https://www.books-up.ru/</a>
EBS "Lan"	Network electronic library of medical universities - an electronic database of educational and scientific works on medical topics, created for the purpose of implementing network forms of professional educational programs, open access to educational materials for partner universities	Remote access after registration under the university profile	<a href="https://e.lanbook.com/">https://e.lanbook.com/</a>
Scientific electronic library "CyberLeninka"	CyberLeninka is a scientific electronic library built on the paradigm of open science ( Open Science ), the main objectives of which are the popularization of science and scientific activity, public control over the quality of scientific publications, the development of interdisciplinary research, a modern institute of scientific review, increasing the citation of Russian science and building a knowledge infrastructure. Contains more than 2.3 million scientific articles.	with free access	<a href="https://cyberleninka.ru/">https://cyberleninka.ru/</a>
Oxford Medicine Online	A collection of Oxford medical publications, bringing together over 350 titles into a single, cross-searchable resource. Publications include The Oxford Handbook of Clinical Medicine and The Oxford Textbook of Medicine , the electronic versions of which are constantly updated.	free access	<a href="http://www.oxfordmedicine.com">http://www.oxfordmedicine.com</a>
Human Biology Knowledge Base	Reference information on physiology , cell biology , genetics , biochemistry , immunology , pathology . (Resource of the Institute of Molecular Genetics of the Russian Academy of Sciences.)	free access	<a href="http://humbio.ru/">http://humbio.ru/</a>
Medical online library	Free reference books, encyclopedias, books, monographs, abstracts, English-language literature, tests.	free access	<a href="https://www.medlib.ru/library/library/books">https://www.medlib.ru/library/library/books</a>
Information systems			

Clinical Guidelines Rubricator	A resource of the Russian Ministry of Health that contains clinical recommendations developed and approved by medical professional non-profit organizations of the Russian Federation, as well as methodological guidelines, nomenclatures and other reference materials.	link to download the application	<a href="https://cr.minzdrav.gov.ru/#/">https://cr.minzdrav.gov.ru/#/</a>
Federal Electronic Medical Library (FEMB)	The Federal Electronic Medical Library is part of the unified state information system in the field of healthcare as a reference system . FEMB was created on the basis of the funds of the Central Scientific Medical Library named after I.M. Sechenov.	with free access	<a href="https://femb.ru/">https://femb.ru/</a>
Russian Medical Association	Professional Internet resource. Objective: to promote effective professional activity of medical personnel. Contains the charter, personnel, structure, rules of entry, information about the Russian Medical Union.	free access	<a href="http://www.rmass.ru/">http://www.rmass.ru/</a>
Web-medicine	The site presents a catalog of professional medical resources, including links to the most authoritative subject sites, journals, societies, as well as useful documents and programs. The site is intended for doctors, students, employees of medical universities and scientific institutions.	with free access	<a href="http://webmed.irkutsk.ru/">http://webmed.irkutsk.ru/</a>
Databases			
World Health Organization	The site contains news, statistics on countries that are members of the World Health Organization, fact sheets, reports, WHO publications and much more.	free access	<a href="http://www.who.int/ru/">http://www.who.int/ru/</a>
Ministry of Science and Higher Education of the Russian Federation	The website of the Ministry of Science and Higher Education of the Russian Federation contains news, newsletters, reports, publications and much more	free access	<a href="http://www.minobrnauki.gov.ru">http://www.minobrnauki.gov.ru</a>
Ministry of Education of the Russian Federation	The website of the Ministry of Education of the Russian Federation contains news, newsletters, reports, publications and much more	free access	<a href="https://edu.gov.ru/">https://edu.gov.ru/</a>
Federal portal "Russian	A single window for access to educational resources. This portal provides access to	free access	<a href="http://www.edu.ru/">http://www.edu.ru/</a>

education"	textbooks on all areas of medicine and health care.		
<a href="http://Polpred.com">Polpred.com</a>	Electronic library system Business media. Media Review	free access	<a href="https://polpred.com/news">https://polpred.com/news</a>
Bibliographic databases			
Database "Russian Medicine"	It is created in the Central Scientific and Methodological Library and covers the entire collection, starting from 1988. The database contains bibliographic descriptions of articles from domestic journals and collections, dissertations and their abstracts, as well as domestic and foreign books, collections of institute proceedings, conference materials, etc. Thematically, the database covers all areas of medicine and related areas of biology, biophysics, biochemistry, psychology, etc.	free access	<a href="https://rucml.ru/">https://rucml.ru/</a>
PubMed	A text database of medical and biological publications in English. The PubMed database is an electronic search engine with free access to 30 million publications from 4,800 indexed journals on medical topics. The database contains articles published from 1960 to the present day, including information from MEDLINE, PreMEDLINE, NLM. Each year, the portal is replenished with more than 500 thousand new works.	free access	<a href="https://pubmed.ncbi.nlm.nih.gov/">https://pubmed.ncbi.nlm.nih.gov/</a>
eLIBRARY.RU	eLIBRARY.RU platform provides electronic versions of more than 2,000 Russian scientific and technical journals, including more than 1,000 open access journals.	Full functionality of the site is available after registration	<a href="http://elibrary.ru/defaultx.asp">http://elibrary.ru/defaultx.asp</a>
Electronic library of dissertations (RSL)	Currently, the Electronic Library of Dissertations of the Russian State Library contains more than 919,000 full texts of dissertations and abstracts.	free access	<a href="http://diss.rsl.ru/?menu=disscatalog/">http://diss.rsl.ru/?menu=disscatalog/</a>
Medline .r u	Medical and biological portal for specialists. Biomedical journal.	with free access	<a href="https://journal.scbmt.ru/jour/index">https://journal.scbmt.ru/jour/index</a>
Official Internet portal of legal information	The single official state information and legal resource in Russia	free access	<a href="http://pravo.gov.ru/">http://pravo.gov.ru/</a>

### 3.6 . Licensed and freely distributed software used in the educational process.

#### List of software (commercial software products)

No. p / p	List of software (commercial software products)	Details of supporting documents
1.	MS Operating System Windows 7 Pro	License number 48381779
2.	MS Operating System Windows 10 Pro	CONTRACT No. UT-368 from 09.21.2021
3 .	MS Office	License number: 43234783, 67810502, 67580703, 64399692, 62795141, 61350919
4.	Kaspersky Endpoint Security for business – Standard Russian Edition . 50-99 Node 1 year Educational Renewal License	Agreement No. 7 AA dated 02/07/2025
5.	1C Accounting and 1C Salary	LICENSE AGREEMENT 612/L dated 02.02.2022 (additional licenses)
6.	1C: PROF University	LICENSE AGREEMENT No. KrTsB-004537 dated 12/19/2023
7.	PROF Library	LICENSE AGREEMENT No. 2281 dated 11.11.2020
8.	Consultant Plus	Contract No. 41AA dated 12/27/2024
9.	Contour .Tolk	Agreement No. K213753/24 dated 13.08.2024
10.	E-learning environment 3KL(Russian Moodle )	Agreement No. 1362.5 dated November 20, 2024
11.	Astra Linux Common Edition	Agreement No. 142 A dated September 21, 2021
12.	Information system "Plans"	Agreement No. 2873-24 dated June 28, 2024
13.	1C: Document Management	Agreement No. 2191 dated 10/15/2020
14.	R7-Office	Agreement No. 2 KS dated 12/18/2020
15.	License "OS ROSA CHROME workstation"	Agreement No. 88A dated 08/22/2024
16.	Alt Virtualization Server 10 (for secondary specialized and higher professional education)	Agreement No. 14AK dated 09/27/2024
17.	Dr.Web Desktop Security Suite Comprehensive protection + Control Center for 12 months.	Agreement No. 8 dated October 21, 2024
18.	Software "Schedule for educational institutions"	Agreement No. 82A dated July 30, 2024

#### List of freely distributed software

No. p / p	List of freely distributed software	Links to license agreement
1.	Browser " Yandex "	Freely distributed License agreement for the use of Yandex Browser programs

		<a href="https://yandex.ru/legal/browser_agreement/">https://yandex.ru/legal/browser_agreement/</a>
2.	Yandex.Telemost	Freely distributed License Agreement for the Use of Programs <a href="https://yandex.ru/legal/telemost_mobile_agreement/">https://yandex.ru/legal/telemost_mobile_agreement/</a>
3.	Dr.Web CureIt !	Freely distributed License Agreement: <a href="https://st.drweb.com/static/new-www/files/license_CureIt_ru.pdf">https://st.drweb.com/static/new-www/files/license_CureIt_ru.pdf</a>
4.	OpenOffice	Freely distributed License: <a href="http://www.gnu.org/copyleft/lesser.html">http://www.gnu.org/copyleft/lesser.html</a>
5.	LibreOffice	Freely distributed License: <a href="https://ru.libreoffice.org/about-us/license/">https://ru.libreoffice.org/about-us/license/</a>
6.	VK Calls	Freely distributed <a href="https://vk.com/license">https://vk.com/license</a>
7.	Kaspersky Free Antivirus	Freely distributed <a href="https://products.s.kaspersky-labs.com/homeuser/Kaspersky4Win2021/21.16.6.467/english-0.207.0/3830343439337c44454c7c4e554c4c/kis_eula_en-in.txt">https://products.s.kaspersky-labs.com/homeuser/Kaspersky4Win2021/21.16.6.467/english-0.207.0/3830343439337c44454c7c4e554c4c/kis_eula_en-in.txt</a>

### 3.7. Resources of the information and telecommunications network "Internet"

- Library of Amur State Medical Academy. Access mode:  
<https://amurgma.ru/obuchenie/biblioteki/biblioteka-amurskoy-gma/>
- Electronic library system "Student consultant". Access mode:  
<https://www.studentlibrary.ru>
- Electronic library of medical literature. Access mode:  
<https://www.books-up.ru/ru/entrance/97977feab00ecfbf9e15ca660ec129c0/>
- Scientific and practical journal "Doctor and information technologies". Access mode:  
<http://www.studmedlib.ru/book/1811-0193-2010-01.html>
- RosMinZdrav . Standards of Primary Health Care. Access mode:  
<https://www.rosminzdrav.ru/ministry/61/22/stranitsa-979/stranitsa-983/1-standarty-pervichnoy-mediko-sanitarnoy-pomoschi>
- RosMinZdrav . Standards of specialized medical care.  
Access mode: <https://www.rosminzdrav.ru/ministry/61/22/stranitsa-979/stranitsa-983/2-standarty-spetsializirovannoy-meditsinskoy-pomoschi>
- RosMinZdrav . Procedures for the provision of medical care. Access mode:  
<https://www.rosminzdrav.ru/ministry/61/4/stranitsa-857/poryadki-okazaniya-meditsinskoy-pomoschi-naseleniyu-rossiyskoy-federatsii>
- Federal Electronic Medical Library. Access mode: <http://www.femb.ru>
- Medical literature booksmed . Access mode: <http://www.booksmed.com/>
- Library of the physician. Access mode: <http://meduniver.com/Medical/Book/index.html>
- Medical portal. For students, doctors, medical books. Access mode:  
<http://medvuz.info/load/>
- Electronic medical books. Access mode: <http://www.medliter.ru/>
- Video lessons on medicine. Access mode: <http://meduniver.com/Medical/Video/>
- Medical video portal . Access mode: <http://www.med-edu.ru/>

- Journal of Obstetrics and Gynecology. Access mode:  
<https://aig-journal.ru/>
- Journal of Gynecology, Obstetrics and Perinatology . Access mode:  
<https://www.phdynasty.ru/catalog/zhurnaly/voprosy-ginekologii-akusherstva-i-perinatologii/>
- Journal of Obstetrics and Women's Diseases. Access mode:  
<https://journals.eco-vector.com/index.php/jowd>

#### **4. ASSESSMENT TOOLS FUND**

##### **4.1. Current test control ( input, initial, milestone, output), final.**

###### **Incoming test control**

Test assignments are located in the Moodle system .

Access mode: <https://educ-amursma.ru/course/view.php?id=118>

Total number of tests – 34

##### **1. METHOD FOR DETERMINING ANTIBIOTICS SENSITIVITY**

- 1) bacterioscopic
- 2) PCR
- 3) bacteriological
- 4) IFA

##### **2. LUTEINIZING HORMONE PROMOTES**

- 1) synthesis of progesterone in the corpus luteum of the ovary
- 2) granulosa cells in follicles
- 3) transformation of androgens into estrogens
- 4) proliferation of endometrial cells

Answer standards: 3, 1.

###### **Initial test control**

Test assignments are located in the Moodle system .

Access mode: <https://educ-amursma.ru/course/view.php?id=118>

Total number of tests – 150.

##### **1. FETAL POSITION IS**

- 1) fetal back to sagittal plane ratio
- 2) ratio of the fetal back to the frontal plane
- 3) ratio of the fetal axis to the length of the uterus
- 4) the relationship of the various parts of the fetus

##### **2. THE HYPOTHALAMUS PRODUCES THE FOLLOWING HORMONES**

- 1) gonadotropins
- 2) estrogens
- 3) gestagens
- 4) releasing factors

Answer standards: 3, 1.

###### **Final test control**

Test assignments are located in the Moodle system .

Access mode: <https://educ-amursma.ru/course/view.php?id=118>

Total number of tests – 150.

1. IN CASE OF BLEEDING IN THE 3RD STAGE OF LABOR AND THE PRESENCE OF SIGNS OF PLACENTAL SEPARATION, IT IS NECESSARY

- 1) perform external massage of the uterus
- 2) to isolate the afterbirth by external means
- 3) introduce uterine contraction agents
- 4) put ice on the lower abdomen

2. ENDOMETRIAL HYPERPLASIA DEVELOPS AS A RESULT OF

- 1) hyperestrogenemia
- 2) hyperprogesteronemia
- 3) hyperprolactinemia
- 4) use of combined estrogen-progestogen drugs

Answer standards: 2, 1.

Interim testing is carried out in the Moodle system .

Access mode: <https://educ-amursma.ru/course/view.php?id=118>

Total number of tests - 150.

#### **4.2. Situational tasks**

##### **Task 1.**

pregnant for the second time . Pregnancy 3: 1 medical abortion, 1 birth, premature at 31-32 weeks of pregnancy (the child died on the 8th day due to prematurity and respiratory distress). The pregnancy period according to the date of the last menstruation is 30-31 weeks. On internal examination: the cervix is shortened to 1.5 cm, softened, the external os accepts one finger. The fetal bladder is present, the fetal head is present.

Preliminary diagnosis? Pregnancy management plan and examination at the antenatal clinic .

Answer sample: Diagnosis: Pregnancy 30-31 weeks. Threatened premature labor.

#### **4.3. List of practical skills that a student should have after mastering the discipline**

1. General physical examination of pregnant women.
2. Examination of the cervix using mirrors.
3. Bimanual vaginal examination.
4. Diagnose early pregnancy.
5. Measure the external dimensions of the pelvis.
6. Determine the abdominal circumference and the height of the fundus of the uterus above the pubis.
7. Determine the position and presenting part of the fetus in the uterus.
8. Conduct auscultation of the fetus using an obstetric stethoscope.
9. To demonstrate on a phantom the mechanism of labor in anterior and posterior occipital presentation.
10. Provide assistance during childbirth in case of cephalic presentation.

11. Provide manual assistance during childbirth in breech presentation.
12. Perform a mediolateral episiotomy .
13. Inspect and evaluate the afterbirth.
14. Examine the soft birth canal of the mother in labor using mirrors.
15. Evaluate the echogram data during screening studies at 11-14, 18-21 and 34 weeks.
16. Assess biochemical screening of beta-hCG and plasma protein A (PAPP-A) levels .
17. To evaluate screening ultrasound of the fetus with Doppler at 30-34 weeks.
18. Determine the classical planes of the pelvis.
19. Calculate the true conjugate (based on the size of the outer and diagonal conjugates ).
20. Determine the position, location and type of the fetus (Leopold-Levitsky technique).
21. Determine the sutures and fontanelles on the fetal head, the location of the sagittal suture in the small pelvis.
22. Determine the signs of a full-term, post-term and premature newborn.
23. cardiotocography data during pregnancy.
24. Diagnose breech presentation of the fetus.
25. Assess the condition of the fetus in the first and second stages of labor using cardiotocogram data .
26. Select the last according to Abuladze and Krede-Lazarevich .
27. Identify signs of placental separation.
28. Perform initial toilet of the newborn.
29. Provide resuscitation care to a newborn born in asphyxia (on a phantom).
30. Perform external massage of the uterus.

#### **4.4. List of questions for the test**

1. The procedure for providing medical care to women during pregnancy, childbirth and the postpartum period (outpatient and inpatient stages).
2. Physiological pregnancy. Management of a woman during physiological pregnancy.
3. Maternal mortality. Risk factors, structure of causes, principles of prevention.
4. Perinatal mortality. Group of high-risk pregnant women. Effect of damaging factors on the fetus.
5. Congenital malformations of the fetus. Prenatal diagnostics. The role of medical and genetic consultation in the prevention and early diagnosis of fetal malformations.
6. Etiological factors of labor onset. Spontaneous labor in cephalic presentation. Labor periods. Labor management. Pain relief.
7. The body's readiness for childbirth. Preparatory period. Evaluation of the maturity of the cervix.
8. Edema, hypertension and proteinuria caused by pregnancy, preeclampsia. Pathogenesis of pregnancy complications, perinatal outcomes.
9. Eclampsia. Pathogenesis, perinatal outcomes.
10. Placental insufficiency. Etiology, pathogenesis, classification, clinical picture, diagnostic methods, management tactics.
11. Fetal growth retardation syndrome, etiology, pathogenesis, diagnosis, treatment, determination of the term and method of delivery.


12. Intrauterine fetal hypoxia. Etiology, pathogenesis, diagnostics, pregnancy and labor management in acute and chronic fetal hypoxia.
13. Asphyxia of the newborn. Etiology, pathogenesis, clinical picture. Therapy principles depending on the severity of the condition.
14. Pregnancy with Rh immunization . Pathogenesis of hemolytic disease of the fetus, diagnostic methods, pregnancy management, treatment, determination of the term of delivery. Prevention during pregnancy and after delivery.
15. Post-term pregnancy. Etiology, pathogenesis, diagnostics. Method of delivery, complications during childbirth. Post-term baby.
16. Premature birth. Etiology, pathogenesis, order of rendering medical assistance in case of premature birth. Prevention of respiratory distress syndrome .
17. Narrow pelvis. Form and degree of narrowing. Peculiarities of the birth mechanism depending on the form of narrowing. Delivery taking into account the established discrepancy between the sizes of the pelvis and the fetus.
18. Complicated labor due to pelvic narrowing. Causes, clinical features, complications, delivery. Effect on the fetus.
19. Breech presentation of the fetus. Causes, diagnostics. Determining the degree of risk to the fetus and the method of delivery.
20. Extension presentations of the fetal head. Classification, diagnostics. Methods of delivery. Effect on the fetus.
21. Large fetus. Method of delivery taking into account the established discrepancy between the sizes of the pelvis and the fetus. Prevention of large fetus in the antenatal clinic.
22. Pregnancy, childbirth and the postpartum period in women with congenital and acquired heart defects. The condition of the fetus and newborn.
23. Pregnancy, childbirth, condition of the fetus and newborn in women with pyelonephritis .
24. Pregnancy, delivery, condition of the fetus and newborn in women with diabetes. Prevention of diabetic fetopathy .
25. Herpes and cytomegalovirus infections in pregnant women. Pathogenesis of placental insufficiency. Intrauterine infection. Pregnancy management and delivery.
26. Caesarean section in the lower uterine segment. Indications, conditions, complications, contraindications.
27. Pregnancy, fetal condition and delivery in women with postoperative scar on the uterus after previous cesarean section and myomectomy .
28. Clinic of physiological postpartum period. Lactation. Breastfeeding. Prevention of postpartum purulent-infectious diseases.

APPROVED

at a meeting of the Department of Obstetrics and  
Gynecology

Protocol No. \_7\_ dated "13" \_April\_2026\_

Head of the Department



Lysyak D.S.

### ADDITIONS AND CHANGES TO THE EDUCATIONAL PROGRAM

IN THE DISCIPLINE "PRACTICAL OBSTETRICS"

SPECIALTY 31.05.01 "General Medicine"

FOR THE 2026-2027 ACADEMIC YEAR

The tables in section 3.5. "Licensed and freely distributed software used in the educational process", "Professional databases, information and reference systems, electronic educational resources" shall be set out as follows:

#### List of software (commercial software products)

No.	List of software (commercial software products)	Details of supporting documents
p / p		
1.	MS operating system Windows 7 Pro	License number 48381779
2.	MS operating system Windows 10 Pro	CONTRACT No. UT-368 from September 21, 2021
3 .	MS Office	License numbers: 43234783, 67810502, 67580703, 64399692, 62795141, 61350919
4.	Kaspersky Endpoint Security for Business - Standard Russian Edition . 50-99 Node 1-year Educational Renewal License	Agreement No. 7 AA dated 02/07/2025
5.	1C Accounting and 1C Salary	LICENSE AGREEMENT 612/L dated 02.02.2022 (additional licenses)

6.	1C: PROF University	LICENSE AGREEMENT No. KrTsB-004537 dated December 19, 2023
7.	1C: PROF Library	LICENSE AGREEMENT No. 2281 dated November 11, 2020
8.	Consultant Plus	Contract No. 41AA dated December 27, 2024
9.	Kontur.Tolk	Agreement No. K213753/24 dated August 13, 2024
10.	3KL e-learning environment (Russian Moodle )	Agreement No. 1362.5 dated November 20, 2024
11.	Astra Linux Common Edition	Agreement No. 142 A dated September 21, 2021
12.	Information system "Plans"	Agreement No. 2873-24 dated June 28, 2024
13.	1C: Document Management	Agreement No. 2191 dated 10/15/2020
14.	R7-Office	Agreement No. 2 KS dated 12/18/2020
15.	License for the "ROSA CHROME OS Workstation"	Agreement No. 88A dated 08/22/2024
16.	Alt Virtualization Server 10 (for secondary and higher vocational education)	Agreement No. 14AK dated September 27, 2024
17.	Dr.Web Desktop Security Suite Comprehensive Protection + Control Center for 12 months.	Agreement No. 8 dated October 21, 2024
18.	Software "Schedule for educational institutions"	Agreement No. 82A dated July 30, 2024

#### List of freely distributed software

No. p / p	List of freely distributed software	Links to the license agreement
1.	Yandex Browser	Freely distributed License Agreement for the Use of Yandex Browser Software <a href="https://yandex.ru/legal/browser_agreement/">https://yandex.ru/legal/browser_agreement/</a>
2.	Yandex.Telemost	Freely distributed License Agreement for the Use of Software

		<a href="https://yandex.ru/legal/telemost_mobile_agreement/">https://yandex.ru/legal/telemost_mobile_agreement/</a>
3.	Dr.Web CureIt !	Freely distributed License Agreement: <a href="https://st.drweb.com/static/new-www/files/license_CureIt_ru.pdf">https://st.drweb.com/static/new-www/files/license_CureIt_ru.pdf</a>
4.	OpenOffice	Freely distributed License: <a href="http://www.gnu.org/copyleft/lesser.html">http://www.gnu.org/copyleft/lesser.html</a>
5.	LibreOffice	Freely distributed License: <a href="https://ru.libreoffice.org/about-us/license/">https://ru.libreoffice.org/about-us/license/</a>
6.	VK Calls	Freely distributed <a href="https://vk.com/licence">https://vk.com/licence</a>
7.	Kaspersky Free Antivirus	Freely distributed <a href="https://products.s.kaspersky-labs.com/homeuser/Kaspersky4Win2021/21.16.6.467/english-0.207.0/3830343439337c44454c7c4e554c4c/kis_eula_en-in.txt">https://products.s.kaspersky-labs.com/homeuser/Kaspersky4Win2021/21.16.6.467/english-0.207.0/3830343439337c44454c7c4e554c4c/kis_eula_en-in.txt</a>

**Professional databases, information and reference systems, electronic educational resources**

Resource name	Resource Description	Access	Resource address
Electronic library systems			
Student Consultant. Medical University Electronic Library	For students and faculty of medical and pharmaceutical universities. Provides access to electronic versions of textbooks, teaching aids, and periodicals.	Remote access after registration under the university profile	<a href="https://www.studentlibrary.ru/">https://www.studentlibrary.ru/</a>
Reference and information system " MedBaseGeotar "	The MedBaseGeotar reference and information system is designed for practicing medical specialists, researchers, teachers, postgraduate students, residents, senior students, and healthcare managers to quickly search, select, and read the medical literature they need for their work in a single data source.	Remote access after registration under the university profile	<a href="https://mbasegeotar.ru/pages/index.html">https://mbasegeotar.ru/pages/index.html</a>

Electronic Library System "Bookup"	A large medical library is an information and educational platform for the shared use of electronic educational and methodological publications from medical universities in Russia and the CIS countries.	Remote access after registration under the university profile	<a href="https://www.books-up.ru/">https://www.books-up.ru/</a>
Electronic Block System "Lan"	The Network Electronic Library of Medical Universities is an electronic database of educational and scientific works on medical topics, created for the purpose of implementing network forms of professional educational programs, open access to educational materials for partner universities.	Remote access after registration under the university profile	<a href="https://e.lanbook.com/">https://e.lanbook.com/</a>
Scientific electronic library "CyberLeninka"	CyberLeninka is a scientific electronic library built on the paradigm of open science ( Open Science ), whose main goals are the popularization of science and scientific activity, public oversight of the quality of scientific publications, the development of interdisciplinary research, a modern institution of scientific review, increasing the citation rate of Russian science, and building a knowledge infrastructure. It contains over 2.3 million scientific articles.	free access	<a href="https://cyberleninka.ru/">https://cyberleninka.ru/</a>
Human Biology Knowledge Base	Reference information on <u>physiology</u> , <u>cell biology</u> , <u>genetics</u> , <u>biochemistry</u> , <u>immunology</u> , <u>pathology</u> . (Resource of the Institute of Molecular Genetics of the Russian Academy of Sciences.)	free access	<a href="http://humbio.ru/">http://humbio.ru/</a>
State Register of Medicines	The State Register of Medicines website contains information about medications: indications, contraindications, mechanism of action, side effects, dosages, and methods of administration.	free access	<a href="https://grls.rosminzdrav.ru/GRLS.aspx">https://grls.rosminzdrav.ru/GRLS.aspx</a>
Information systems			
Clinical Guidelines Index	A resource of the Russian Ministry of Health that contains clinical guidelines developed and approved by medical	Link to download the	<a href="https://cr.minzdrav.gov.ru/#/">https://cr.minzdrav.gov.ru/#/</a>


	professional non-profit organizations of the Russian Federation, as well as methodological manuals, nomenclatures, and other reference materials.	applicatio n	
Federal Electronic Medical Library (FEMB)	The Federal Electronic Medical Library is part of the unified state information system in the field of healthcare as a reference system . <b>The FEMB was created on the basis of the collections of the I.M. Sechenov Central Scientific Medical Library.</b>	free access	<a href="https://femb.ru/">https://femb.ru/</a>
Russian State Library (RSL)	<b>Collection size:</b> approximately 3 million titles <b>Period covered:</b> from the 11th century to the present  The Russian State Library's Electronic Library is a collection of electronic copies of valuable and frequently requested publications from the Russian State Library's collections, from external sources, as well as documents originally created in electronic form.	Registrati on on the website	<a href="https://www.rsl.ru/">https://www.rsl.ru/</a>
Russian Medical Association	A professional online resource. Purpose: to promote effective professional activity among medical personnel. Contains the charter, personnel, structure, membership rules, and information about the Russian Medical Union.	free access	<a href="http://www.rmass.ru/">http://www.rmass.ru/</a>
Web medicine	The website provides a directory of professional medical resources, including links to the most authoritative specialized websites, journals, societies, as well as useful documents and programs. It is intended for physicians, students, and staff of medical universities and research institutions.	free access	<a href="http://webmed.irkutsk.ru/">http://webmed.irkutsk.ru/</a>
Databases			
World Health Organization	The site contains news, statistics on countries that are members of the World Health Organization, fact sheets, reports, WHO publications, and much more.	free access	<a href="http://www.who.int/ru/">http://www.who.int/ru/</a>
Ministry of Science and	The website of the Ministry of Science and Higher Education of the Russian	free	<a href="http://www.minobrnauki.gov.ru">http://www.minobrnauki.gov.ru</a>

Higher Education of the Russian Federation	Federation contains news, newsletters, reports, publications, and much more.	access	
Ministry of Education of the Russian Federation	The website of the Ministry of Education of the Russian Federation contains news, newsletters, reports, publications, and much more.	free access	<a href="https://edu.gov.ru/">https://edu.gov.ru/</a>
<a href="http://polpred.com">Polpred.com</a>	Electronic library system Business media. Media review	free access	<a href="https://polpred.com/news">https://polpred.com/news</a>
Bibliographic databases			
Database "Russian Medicine"	Created at the Central Scientific and Methodological Library, it covers the entire collection since 1988. The database contains bibliographic descriptions of articles from Russian journals and collections, dissertations and their abstracts, as well as Russian and foreign books, institute proceedings, conference materials, etc. Thematically, the database covers all areas of medicine and related fields of biology, biophysics, biochemistry, psychology, etc.	free access	<a href="https://rucml.ru/">https://rucml.ru/</a>
PubMed	A text database of medical and biological publications in English. PubMed is an electronic search engine with free access to 30 million publications from 4,800 indexed medical journals. The database contains articles published from 1960 to the present, including information from MEDLINE, PreMEDLINE, and NLM. Each year, the portal is updated with more than 500,000 new papers.	free access	<a href="https://pubmed.ncbi.nlm.nih.gov/">https://pubmed.ncbi.nlm.nih.gov/</a>
eLIBRARY.RU	A Russian information portal in science, technology, medicine, and education, containing abstracts and full texts of over 13 million scientific articles and publications. The eLIBRARY.RU platform offers electronic versions of over 2,000 Russian scientific and technical journals, including over 1,000 open-access journals.	Full functionality of the site is available after registration.	<a href="http://elibrary.ru/defaultx.asp">http://elibrary.ru/defaultx.asp</a>
Electronic library of dissertations	Currently, the Electronic Library of Dissertations of the Russian State Library contains more than 919,000 full texts of	free access	<a href="http://diss.rsl.ru/?menu=disscatalog/">http://diss.rsl.ru/?menu=disscatalog/</a>

(RSL)	dissertations and abstracts.		
Medline.ru	Medical and biological portal for specialists. Biomedical journal.	free access	<a href="https://journal.scbmt.ru/jour/index">https://journal.scbmt.ru/jour/index</a>
Official Internet portal of legal information	The single official state information and legal resource in Russia	free access	<a href="http://pravo.gov.ru/">http://pravo.gov.ru/</a>

APPROVED

at a meeting of the Department of Obstetrics and  
Gynecology  
Protocol No. \_7\_ dated "13" \_April\_2026\_

Head of the Department  Lysyak D.S.

**ADDITIONS AND CHANGES TO THE EDUCATIONAL PROGRAM  
IN THE DISCIPLINE "PRACTICAL OBSTETRICS"  
SPECIALTY 31.05.01 "General Medicine"  
FOR THE 2026-2027 ACADEMIC YEAR**

The tables in section 3.5. "Licensed and freely distributed software used in the educational process", " Professional databases, information and reference systems, electronic educational resources " shall be set out as follows:

**List of software (commercial software products)**

No. p / p	List of software (commercial software products)	Details of supporting documents
1.	MS operating system Windows 7 Pro	License number 48381779
2.	MS operating system Windows 10 Pro	CONTRACT No. UT-368 from September 21, 2021
3 .	MS Office	License numbers: 43234783, 67810502, 67580703, 64399692, 62795141, 61350919
4.	Kaspersky Endpoint Security for Business - Standard Russian Edition . 50-99 Node 1-year Educational Renewal License	Agreement No. 7 AA dated 02/07/2025
5.	1C Accounting and 1C Salary	LICENSE AGREEMENT 612/L dated 02.02.2022 (additional licenses)
6.	1C: PROF University	LICENSE AGREEMENT No. KRTsB-004537 dated December 19, 2023
7.	1C: PROF Library	LICENSE AGREEMENT No. 2281 dated November 11, 2020
8.	Consultant Plus	Contract No. 41AA dated December 27, 2024

9.	Kontur.Tolk	Agreement No. K213753/24 dated August 13, 2024
10.	3KL e-learning environment (Russian Moodle )	Agreement No. 1362.5 dated November 20, 2024
11.	Astra Linux Common Edition	Agreement No. 142 A dated September 21, 2021
12.	Information system "Plans"	Agreement No. 2873-24 dated June 28, 2024
13.	1C: Document Management	Agreement No. 2191 dated 10/15/2020
14.	R7-Office	Agreement No. 2 KS dated 12/18/2020
15.	License for the "ROSA CHROME OS Workstation"	Agreement No. 88A dated 08/22/2024
16.	Alt Virtualization Server 10 (for secondary and higher vocational education)	Agreement No. 14AK dated September 27, 2024
17.	Dr.Web Desktop Security Suite Comprehensive Protection + Control Center for 12 months.	Agreement No. 8 dated October 21, 2024
18.	Software "Schedule for educational institutions"	Agreement No. 82A dated July 30, 2024

#### List of freely distributed software

No. p / p	List of freely distributed software	Links to the license agreement
1.	Yandex Browser	Freely distributed License Agreement for the Use of Yandex Browser Software <a href="https://yandex.ru/legal/browser_agreement/">https://yandex.ru/legal/browser_agreement/</a>
2.	Yandex.Telemost	Freely distributed License Agreement for the Use of Software <a href="https://yandex.ru/legal/telemost_mobile_agreement/">https://yandex.ru/legal/telemost_mobile_agreement/</a>
3.	Dr.Web CureIt !	Freely distributed License Agreement: <a href="https://st.drweb.com/static/new-www/files/license_CureIt_ru.pdf">https://st.drweb.com/static/new-www/files/license_CureIt_ru.pdf</a>
4.	OpenOffice	Freely distributed License: <a href="http://www.gnu.org/copyleft/lesser.html">http://www.gnu.org/copyleft/lesser.html</a>
5.	LibreOffice	Freely distributed License: <a href="https://ru.libreoffice.org/about-us/license/">https://ru.libreoffice.org/about-us/license/</a>
6.	VK Calls	Freely distributed <a href="https://vk.com/licence">https://vk.com/licence</a>
7.	Kaspersky Free Antivirus	Freely distributed <a href="https://products.s.kaspersky-labs.com/homeuser/Kaspersky4Win2021/21.16.6.467/english-0.207.0/3830343439337c44454c7c4e554c4c/kis_eula_en-in.txt">https://products.s.kaspersky-labs.com/homeuser/Kaspersky4Win2021/21.16.6.467/english-0.207.0/3830343439337c44454c7c4e554c4c/kis_eula_en-in.txt</a>

#### Professional databases, information and reference systems, electronic educational resources

Resource name	Resource Description	Access	Resource address
Electronic library systems			
Student Consultant.	For students and faculty of medical and pharmaceutical universities. Provides	Remote access	<a href="https://www.studentlibrary.ru/">https://www.studentlibrary.ru/</a>

Medical University Electronic Library	access to electronic versions of textbooks, teaching aids, and periodicals.	after registration under the university profile	
Reference and information system " MedBaseGeotar "	The MedBaseGeotar reference and information system is designed for practicing medical specialists, researchers, teachers, postgraduate students, residents, senior students, and healthcare managers to quickly search, select, and read the medical literature they need for their work in a single data source.	Remote access after registration under the university profile	<a href="https://mbasegeotar.ru/pages/index.html">https://mbasegeotar.ru/pages/index.html</a>
Electronic Library System " Bookup "	A large medical library is an information and educational platform for the shared use of electronic educational and methodological publications from medical universities in Russia and the CIS countries.	Remote access after registration under the university profile	<a href="https://www.books-up.ru/">https://www.books-up.ru/</a>
Electronic Block System "Lan"	The Network Electronic Library of Medical Universities is an electronic database of educational and scientific works on medical topics, created for the purpose of implementing network forms of professional educational programs, open access to educational materials for partner universities.	Remote access after registration under the university profile	<a href="https://e.lanbook.com/">https://e.lanbook.com/</a>
Scientific electronic library " CyberLeninka "	CyberLeninka is a scientific electronic library built on the paradigm of open science ( Open Science ), whose main goals are the popularization of science and scientific activity, public oversight of the quality of scientific publications, the development of interdisciplinary research, a modern institution of scientific review, increasing the citation rate of Russian science, and building a knowledge infrastructure. It contains over 2.3 million scientific articles.	free access	<a href="https://cyberleninka.ru/">https://cyberleninka.ru/</a>
Human Biology Knowledge Base	Reference information on <u>physiology</u> , <u>cell biology</u> , <u>genetics</u> , <u>biochemistry</u> , <u>immunology</u> , <u>pathology</u> . (Resource of the Institute of Molecular Genetics of the Russian Academy of Sciences.)	free access	<a href="http://humbio.ru/">http://humbio.ru/</a>
State Register	The State Register of Medicines	free	<a href="https://grls.rosminzdrav.ru/GR">https://grls.rosminzdrav.ru/GR</a>

of Medicines	website contains information about medications: indications, contraindications, mechanism of action, side effects, dosages, and methods of administration.	access	<a href="#">LS.aspx</a>
Information systems			
Clinical Guidelines Index	A resource of the Russian Ministry of Health that contains clinical guidelines developed and approved by medical professional non-profit organizations of the Russian Federation, as well as methodological manuals, nomenclatures, and other reference materials.	Link to download the application	<a href="https://cr.minzdrav.gov.ru/#/">https://cr.minzdrav.gov.ru/#/</a>
Federal Electronic Medical Library (FEMB)	The Federal Electronic Medical Library is part of the unified state information system in the field of healthcare as a reference system . <b>The FEMB was created on the basis of the collections of the I.M. Sechenov Central Scientific Medical Library.</b>	free access	<a href="https://femb.ru/">https://femb.ru/</a>
Russian State Library (RSL)	<b>Collection size:</b> approximately 3 million titles <b>Period covered:</b> from the 11th century to the present The Russian State Library's Electronic Library is a collection of electronic copies of valuable and frequently requested publications from the Russian State Library's collections, from external sources, as well as documents originally created in electronic form.	Registration on the website	<a href="https://www.rsl.ru/">https://www.rsl.ru/</a>
Russian Medical Association	A professional online resource. Purpose: to promote effective professional activity among medical personnel. Contains the charter, personnel, structure, membership rules, and information about the Russian Medical Union.	free access	<a href="http://www.rmass.ru/">http://www.rmass.ru/</a>
Web medicine	The website provides a directory of professional medical resources, including links to the most authoritative specialized websites, journals, societies, as well as useful documents and programs. It is intended for physicians, students, and staff of medical universities and research institutions.	free access	<a href="http://webmed.irkutsk.ru/">http://webmed.irkutsk.ru/</a>

Databases			
World Health Organization	The site contains news, statistics on countries that are members of the World Health Organization, fact sheets, reports, WHO publications, and much more.	free access	<a href="http://www.who.int/ru/">http://www.who.int/ru/</a>
Ministry of Science and Higher Education of the Russian Federation	The website of the Ministry of Science and Higher Education of the Russian Federation contains news, newsletters, reports, publications, and much more.	free access	<a href="http://www.minobrnauki.gov.ru">http://www.minobrnauki.gov.ru</a>
Ministry of Education of the Russian Federation	The website of the Ministry of Education of the Russian Federation contains news, newsletters, reports, publications, and much more.	free access	<a href="https://edu.gov.ru/">https://edu.gov.ru/</a>
<a href="https://polpred.com">Polpred.com</a>	Electronic library system Business media. Media review	free access	<a href="https://polpred.com/news">https://polpred.com/news</a>
Bibliographic databases			
Database "Russian Medicine"	Created at the Central Scientific and Methodological Library, it covers the entire collection since 1988. The database contains bibliographic descriptions of articles from Russian journals and collections, dissertations and their abstracts, as well as Russian and foreign books, institute proceedings, conference materials, etc. Thematically, the database covers all areas of medicine and related fields of biology, biophysics, biochemistry, psychology, etc.	free access	<a href="https://rucml.ru/">https://rucml.ru/</a>
PubMed	A text database of medical and biological publications in English. PubMed is an electronic search engine with free access to 30 million publications from 4,800 indexed medical journals. The database contains articles published from 1960 to the present, including information from MEDLINE, PreMEDLINE, and NLM. Each year, the portal is updated with more than 500,000 new papers.	free access	<a href="https://pubmed.ncbi.nlm.nih.gov/">https://pubmed.ncbi.nlm.nih.gov/</a>
eLIBRARY.RU	A Russian information portal in science, technology, medicine, and education, containing abstracts and full texts of over 13 million scientific articles and publications. The eLIBRARY.RU platform offers electronic versions of over 2,000	Full functionality of the site is available after registrati	<a href="http://elibrary.ru/defaultx.asp">http://elibrary.ru/defaultx.asp</a>

	Russian scientific and technical journals, including over 1,000 open-access journals.	on.	
Electronic library of dissertations (RSL)	Currently, the Electronic Library of Dissertations of the Russian State Library contains more than 919,000 full texts of dissertations and abstracts.	free access	<a href="http://diss.rsl.ru/?menu=disscatalog/">http://diss.rsl.ru/?menu=disscatalog/</a>
Medline.ru	Medical and biological portal for specialists. Biomedical journal.	free access	<a href="https://journal.scbmt.ru/jour/index">https://journal.scbmt.ru/jour/index</a>
Official Internet portal of legal information	The single official state information and legal resource in Russia	free access	<a href="http://pravo.gov.ru/">http://pravo.gov.ru/</a>